



## Agromet Advisory Bulletin for the District, Kozhikode

(Valid from 28.10.2020 to 01.11.2020)

(Issued jointly by Kerala Agricultural University Regional Agricultural Research Station Pilicode & India Meteorological Department)



Bulletin Number: Pilicode/Kkd-86/2020

Date: 27/10/2020


### A. Weather Summary of preceding five days






Rainfall, mm	Max. temp., °C	Min. temp., °C	R. H., %	Wind speed, Km/h
1.4	30.2 – 33.5	23.8 – 25.5	68– 92	0-04


### B. Weather forecast for next five days

Parameters	28.10.2020	29.10.2020	30.10.2020	31.10.2020	01.11.2020
Rainfall, mm	2	5	12	18	35
Max. Temp, °C	33	33	33	33	33
Min. Temp, °C	25	25	25	25	25
Max. Relative Humidity, %	95	95	95	95	95
Min. Relative Humidity, %	70	70	70	70	70
Wind speed, km/h	12	8	8	10	8
Wind direction, degrees	290	250	230	270	270
Total cloud cover, octa	8	7	7	7	8

### C. Agrometeorological Advisories

Crop	Stages	Problems	Agro-meteorological advisories
General conditions		<p>Isolated rainfall is likely to occur. Beware of lightning. Don't stay on open places. Don't allow livestock to graze in open places during afternoon and evening periods.</p> <p>Harvest rice (wherever delayed) quickly and transport to storage places quickly. Rice, Copra and Rubber should not be left in the drying yards during night.</p>	
Rice	All stages	<p>Case worm</p> 	<p>Destroy the dislodged larvae. After pulling a rope swabbed with kerosene or engine oil. Drain away the water from the fields. Broadcast the mixture containing 1L of kerosene in 25 kg of saw dust or sand in the field.</p>

Coconut	All stages	<p>Rhinoceros beetle</p>  <p>Dwarf varieties are more vulnerable to the attack.</p>	<p>Take out the beetles from the attacked palm crown using beetle hook. Swab the hole made by the beetles with Bordeaux paste to prevent entry of fungus through the cut surface.</p> <p>Clean the crown and the top most three leaf axils around the spindle may be filled with 250 gm sand which is mixed with 6g ferterra. This should be done thrice in a year ie, during May, September, and January.</p> <p>Keep complete field sanitation.</p>
Banana	Various stages of growth	<p>Sigatoka leaf spot</p> 	<p>Cut and burn all severely affected leaves. Spray 1% Bordeaux mixture with sticker soon after the appearance of symptoms (5 to 6 sprays at fortnightly intervals).</p> <p>If disease is severe, spray Propiconazole 25 EC (@ 1ml/litre of water)</p>
Black pepper	All stages	<p>Foot rot</p> 	<p>As prophylactic measure, apply 150 gram of Trichoderma enriched neem cake - cow dung mixture in the basins of the vines and incorporate thoroughly with the soil.</p> <p>If disease already appeared, drench soil in the plant basins with Redomil 0.2% (2g/litre of water). Spray the same on the leaves also.</p>
Vegetables	Planting	<p>Downy mildew on cucurbits</p> 	<p>As a prophylactic measure apply 'Mancozeb' (@ 2g/l of water). If disease appeared, spray Akomin® (@3ml/L) on both surfaces of the leaves, thrice at 15 days interval. Remove and burn out the infested leaves.</p>
Bitter gourd	Early growth stage	<p>Bacterial wilt</p> 	<p>Keep the field clean and spray antibiotic strepto cycline 1 capsule per 2 litre.</p>

Arecanut	Different stages	<p>Rot</p> 	<p>Cut and remove affected parts and spindle leaves. Apply Akomin 8ml/L along with Stickers 2ml/L at 25 days interval. Prophylatic application of Kocide @ 2g/L to the healthy palms. Apply lime @ 1kg/palm (split application before and after onset of monsoon @ 500g/palm).</p>
----------	------------------	--	--

Sd/-  
Nodal Officer,  
GKMS Project, RARS Pilicode