

आजादी
का
अमृत महोत्सव



Agromet Advisory Bulletin
Kannur District
(Valid from 02.07.2022 to 06.07.2022)



Agromet Advisory Bulletin for the District, Kannur

(02.07.2022 to 06.07.2022)

(Issued jointly by Kerala Agricultural University Regional Agricultural Research Station Pilicode & India Meteorological Department)



Bulletin Number: Pilicode/Knr-52/2022

Date: 01/07/2022

A. Weather Summary of preceding four days





Rainfall, mm	Max. temp., °C	Min. temp., °C	R. H., %	Wind speed, Km/h
156.0	27.0 – 32.3	23.2 – 24.1	90 - 96	04 - 08




B. Weather forecast for next five days

Parameters	02-07-2022	03-07-2022	04-07-2022	05-07-2022	06-07-2022
Rainfall, mm	22	18	16	40	40
Max. Temp, °C	29	31	31	32	32
Min. Temp, °C	24	24	24	24	24
Max. Relative Humidity, %	96	96	96	96	96
Min. Relative Humidity, %	85	85	85	85	85
Wind speed, km/h	8	10	8	6	8
Wind direction, degrees	340	320	290	320	290
Total cloud cover, octa	8	8	8	8	8

C. Agrometeorological Advisories

Crop	Stages	Problems	Agro-meteorological advisories
			Isolated heavy rainfalls **
<u>General conditions</u>			<p>There will be Isolated heavy rainfalls (upto 115.5 mm within a time span of 24 hours.) As per the extended there will be rainfalls in the next week also.</p> <p>The sky will be cloudy. High relative humidity will be experienced. The atmospheric temperature will drop.</p>
<u>General Recommendations</u>			<p>Heavy rainfalls forecast in the district, for next five days. Keep all the drainage channels opened. Postpone fertilizer applications to the crops for few days, till rainfall subsides. Ensure proper drainage in cropped lands.</p> <p>Farmers of hilly tracts and places where there are possibilities for landslides are advised to keep vigilance and closely follow the advises of disaster management team.</p> <p>The increased temperature and humidity that was experienced during the last weeks might have caused the spread of fruiting bodies of fungal diseases like rots and wilts in coconut, arecanut, black pepper, rubber, ginger, banana etc.</p> <p>Keep hygiene in plantations. Infected nuts, leaves and tree parts should be removed from the fields and burnt.</p>

	<p>Give popping to all soft slender stemmed crops like banana, vegetables, climbers etc.</p> <p>Do not shelter the cattle in weak structures.</p> <p>Keep animal feeds, seeds, fertilizers etc. in termite free and moist free rooms on elevated platforms coated with wooden panels.</p> <p>If possible keep a buffer stock of paddy seeds, for catch cop if any exigent conditions arises.</p>		
Paddy	Tillering	<p>Stem borer</p> 	<p>Keep Trichogamma cards (@ 2 cards/ Acre of land)in the fields</p> <p>If attack is seen, apply Chlorantranilprole 18.5% W/W SC @ 3ml per 10L of water</p>
Paddy	Tillering	<p>Leaf folder</p> 	<p>If leaf folder attack is seen, unfold the leaves by rolling thorny wires/twigs over the canopy. If the attack is severe spot spraying of flubendiamide @ 1.0 ml/10L is recommended. Attack will be more in shaded conditions. Avoid excessive Nitrogenous fertilizers</p>
Coconut	All stages	<p>Bud rot</p> 	<p>Detection of disease at its early stage will help to adopt efficient corrective measures. Cut and remove the affected tissues from the crown and apply Bordeaux paste. After that cover the cut surface with polythene sheets to protect it from rain falls until new leaf emerges.</p> <p>Burn the removed tissues immediately.</p> <p>As a prophylactic measure apply Trichoderma cakes of spray 1% Bordeaux mixture into the axils of top leaves of the surrounding palms</p>
Black pepper	Planting	<p>Wilt disease</p> 	<p>As prophylactic measure, apply 150 gram of Trichoderma enriched neem cake - cow dung mixture in the basins of the vines and incorporate thoroughly with the soil.</p> <p>If disease already appeared, Spray Redomil 0.2% (2g/litre of water) on the leaves and stem</p>

Ginger	Early growth stage	<p>Bacterial wilt disease</p> 	<p>Use the seed materials which collected from the disease free places only. Dip the planting materials in streptomycin (200mg/litre) solution for 30 seconds before sowing.</p> <p>Apply lime @ 200 kg per acre of land and thoroughly mix with soil.</p> <p>Use bio control agents, Trichoderma/Pseudomonas.</p> <p>The affected plants if cut and kept in a glass of water, a white thread like bacterial oozing can be seen.</p> <p>Pull out and destroy the affected plants immediately when the disease is noticed.</p> <p>Drench the fields with 1% Bordeaux mixture</p>
Banana	Various stages of growth	<p>Sigatoka leaf spot</p> 	<p>There should not be any water stagnation in the basins of the crop.</p> <p>As prophylactic measures spray Pseudomonas (@ 20g/litre) at fortnight intervals.</p> <p>If disease appears:-</p> <p>Cut and burn all affected leaves.</p> <p>Spray Carbendazim and Mancozeb (@ 2ml per litre) alternatively at fortnight interval</p>
Cashew	Various stages	<p>Fungal diseases</p>	<p>Prophylactic spray of combination of Bordeaux mixture (1% strength) mixed with adhesive is recommended.</p> <p>If die back is seen, cut and burn the affected parts. Apply Bordeaux paste (10% strength) mixed with an adhesive on the cut surface</p>
Areca nut	All stages	<p>Crown rot/Mahali</p> 	<p>Apply 1% Bordeaux mixture or 0.3% copper oxychloride solution.</p> <p>Incorporate lime or dolomite @ 1 kg/palm to the basins of the palms. Apply borax @ 100g/palm and zinc sulphate @ 100g/palm and magnesium sulphate @250g/palm</p>

**** Warning colour codes of rainfall (for disaster management)**

Warning (Take actions)	Alert (Be prepared)	Watch (Be updated)	No warning (No actions)
-------------------------------	----------------------------	---------------------------	--------------------------------

Sd/-
Nodal Officer,
GKMS Project, RARS Pilicode