



## Agromet Advisory Bulletin for the District, Kannur

(Valid from 02.12.2020 to 06.12.2020)

(Issued jointly by Kerala Agricultural University Regional Agricultural Research Station Pilicode & India Meteorological Department)



**Bulletin Number: Pilicode/Knr-96/2020**

**Date: 01/12/2020**


### A. Weather Summary of preceding five days





Rainfall, mm	Max. temp., °C	Min. temp., °C	R. H., %	Wind speed, Km/h
0.0	34.0 – 35.2	23.9-25.2	67–77	00 -10

### B. Weather forecast for next five days

Parameters	02.12.2020	03.12.2020	04.12.2020	05.12.2020	06.12.2020
Rainfall, mm	0.5	2	5	15	10
Max. Temp, °C	35	35	35	35	35
Min. Temp, °C	24	24	24	24	24
Max. Relative Humidity, %	84	84	84	84	84
Min. Relative Humidity, %	67	67	67	67	67
Wind speed, km/h	14	16	14	14	14
Wind direction, degrees	230	250	270	270	230
Total cloud cover, octa	4	3	7	8	8

### C. Agrometeorological Advisories

Crop	Stages	Problems	Agro-meteorological advisories
			<b>Rainfalls and strong wind may occur.</b> <b>Prop bananas and vegetables</b> <b>Copra and Rubber, Arecanut etc should not be left in the drying yards during night.</b>
<b>General conditions</b>			
Paddy	All stages	Bacterial leaf blight 	Spray supernatant solution of the cow dung water mixture (Dispense 20g cow dung in 1 L of water and filter the solution through muslin cloth). Place bags containing bleaching powder (2kg/acre) in the paddy field at the entry face of running water into the field  If the infection is severe spray Streptocyclin 30g/200 L of water for 1acre.

Coconut	All stages	<p>Basal rot</p> 	<p>Drench the basin with Hexaconazole (25 ml in 25 L of water).</p> <p>After one week apply lime @ 2 kg per palm.</p> <p>Apply Potash @ 1 kg per palm three weeks after lime application to improve the health of palm, in addition to the regular dose.</p> <p>Avoid flood irrigation to prevent the spread of pathogen.</p>
Cabbage	All stages	<p>Black rot</p> 	<p>Spray Streptocyclin 300ppm.</p> <p>Spray Pseudomonas 2% solution weekly once after head initiation.</p>
Chilly	All stages	<p>Bacterial wilt</p> 	<p>Keep the field clean and spray antibiotic strepto cycline 1 capsule per 2 litre or drench the field with COC 2gm/L.</p>
Mango	Fruit setting stage	<p>Mango fruit flies</p> 	<p>Collect and destroy the fallen fruits by taking deep pits atleast 60 cm depth.</p> <p>Set up pheromone trap (methyl eugenol trap) @ 1 trap/15 cents.</p>

Sd/-  
Nodal Officer,  
GKMS Project, RARS Pilicode