



आजदी का अमृत महोत्सव
Agromet Advisory Bulletin for the District, Kannur
(Valid from 03.11.2021 to 07.11.2021)
(Issued jointly by Kerala Agricultural University Regional Agricultural Research Station Pilicode & India Meteorological Department)



Bulletin Number: Pilicode/Knr-88/2021	Date: 02/11/2021
--	-------------------------

A. Weather Summary of preceding five days

Rainfall, mm	Max. temp., °C	Min. temp., °C	R. H., %	Wind speed, Km/h
80.6	32.0 – 33.8	24.2 – 25.4	74 – 95	00 - 06




B. Weather forecast for next five days





Parameters	03-11-2021	04-11-2021	05-11-2021	06-11-2021	07-11-2021
Rainfall, mm	40	40	40	10	40
Max. Temp, °C	31	32	33	33	33
Min. Temp, °C	25	25	25	25	25
Max. Relative Humidity, %	95	95	95	95	95
Min. Relative Humidity, %	74	74	74	74	74
Wind speed, km/h	6	10	12	16	8
Wind direction, degrees	230	200	180	180	200
Total cloud cover, octa	8	8	7	6	7

C. Agrometeorological Advisories

Crop	Stages	Problems	Agro-meteorological advisories
			<p>Isolated heavy rainfalls are likely to occur</p>
			<p>The sky will be cloudy. Low night temperature and high day temperature will be experienced. Hence there will be large difference between day time temperature and night temperature. The atmospheric humidity also will be high.</p> <p><u>Isolated heavy to very heavy rainfalls are likely to occur on day 2</u></p> <p style="background-color: yellow;">Isolated heavy rainfalls are likely to occur on days –1, 3, 4 & 5</p> <p>As per extended range forecast, cumulative normal rainfall is likely in the next two weeks.</p> <p>Keep all the drainage channels in fields open.</p> <p>Do not keep harvested produces like rice, rubber, copra, pulses, vegetables, seeds, etc. and fertilizers at open places.</p> <p>Beware of heavy wind and lightning. Avoid working when there is lightning. Don't rest under the trees and in weak shelters.</p> <p>Give strong propping to banana, vegetables and other soft stemmed crop plants.</p> <p>Neither keep the livestock in open places, nor allow them for grazing. They should be sheltered under strong roofs. During non rainy days, rake the soil in the basins of the crops for aerating the root zone.</p>
			<p>General conditions</p>

Due to rain, increased humidity and temperature crops may get affected with fungal diseases as given below. Keep vigilance and take control measures on time.

Vegetables	Transplanting/ sowing	<p>This is the right time for transplanting the seedlings of cool season vegetables like cauliflower, cabbage etc.</p> <p>Select only well drained area for the cultivation or Ensure good drainage facilities. There should not be any waterlogging in the fields.</p> <p>Sow/plant vegetables only on raised bunds/ridges/mounds.</p> <p>While preparing the land, incorporate lime @ 4kg/cent to the soil. Use Trichoderma enriched farm yard manure/compost. This will check the spread of wilt diseases.</p> <p>Before transplanting, dip the roots of the seedlings in slurry of pseudomonas (20g pseudomonas/litre of water) for 30 minutes. This will help the seedlings to grow vigorously.</p> <p>Also the seedlings can be sprayed with diluted pseudomonas culture solution (@20ml dissolved in one litre of water).</p>	
Coconut/ Arecanut/Fruit crops	Seedling stages	<p>Provide strong bunds around the pits to prevent the entry of runoff water into the basins. Do not allow water stagnation in the basins.</p> <p>If any water stagnation, drain/remove the water wherever possible and rake the basins periodically for aerating the roots</p>	
Rice	Mainfiled/gro wth phase	<p style="text-align: center;">Leaf roller</p> 	<p>If leaf folder attack is seen, unfold the leaves by rolling thorny wires/twigs over the canopy. Attack will be more in shaded conditions. Avoid excessive Nitrogenous fertilizers.</p> <p>If the attack is severe spot spraying of Chlorantraniliprole @3ml/10 ltr of water is also advised.</p>
Coconut	All stages	<p style="text-align: center;">Leaf rot of coconut</p> 	<p>Apply 1% Bordeaux mixture or 0.3% copper oxychloride solution in the heart of the crown. Apply lime. Spray borax also on leaves @ 5g/l. Also adopt all the basal management practices as described for the yellowing, above.</p>
Banana	All stages	<p style="text-align: center;">Pseudostem weevil</p> 	<p>Adopt good field sanitation.</p> <p>Apply Beauveria bassiana @ 20 g/l at 5, 6 and 7 month after planting.</p>

Banana	All stages	<p>Fusarium wilt</p> 	<p>Drench basal soil with bavistin @ 1ml/litre of water</p> <p>Additionally, keep small masculine cloth bag filled with 25-50g beaching powder in the basins of the plants.</p>
Mango	Allstages	<p>Gummosis and die back</p> 	<p>Apply Bordeaux paste on the affected portions on the shoots. Drench hexaconazole (@2ml/litre) in the basins.</p>
Turmeric	Different stages	<p>Leaf blight</p> 	<p>Remove the severely affected leaves from the plants and destroy in fire.</p> <p>Spray copper oxy chloride on the plants (@2g/litre of water)</p>
Arecanut	Different stages	<p>Rot</p> 	<p>Cut and remove the leaves and affected parts of spindle leaves. Apply Akomin 3ml/L along with Stickers 2ml/L at 25 days interval. Prophylatic application of Kocide @ 2g/L to the healthy palms is recommended. Apply lime @500g/palm</p>

Sd/-
Nodal Officer,
GKMS Project, RARS Pilicode