



Agromet Advisory Bulletin for the District, Kannur

(Valid from 04.01.2025 to 08.01.2025)

(Issued jointly by Kerala Agricultural University Regional Agricultural Research Station Pilicode & India Meteorological Department)



Bulletin Number: Pilicode/Knr-01/2025

Date: 03/01/2025

A. Weather Summary of preceding four days






Rainfall, mm	Max. temp., °C	Min. temp., °C	R. H., %	Wind speed, Km/h
0.0	35.2 – 37.2	22.5– 25.6	52– 66	04 – 10





B. Weather forecast for next five days

Parameters	04-01-2025	05-01-2025	06-01-2025	07-01-2025	08-01-2025
Average Rainfall, mm	0	0	0	0	0
Max. Temp, °C	36	36	36	36	36
Min. Temp, °C	23	25	25	25	25
Max. Relative Humidity, %	68	68	68	68	68
Min. Relative Humidity, %	52	52	52	52	52
Wind speed, km/h	3	3	2	4	2
Wind direction, degrees	270	250	250	270	250
Total cloud cover, octa	2	2	2	2	2

C. Agrometeorological Advisories

Crop	Stages	Problems	Agro-meteorological advisories
<u>General conditions</u>	No Rainfall **		
	<p>The sky will be cloudy. High relative humidity will be experienced.</p> <p>Low night temperature and high day temperature will be experienced. Hence there will be distinct difference between day time temperature and night temperature.</p> <p>There is no rainfall from January 03 to 07.</p>		
<u>General Recommendations</u>	<p>Irrigate the crop when the water is available in the evening or early morning. Adopt drip irrigation method for maximum water use efficiency</p> <p>Give mulches in crop basins to prevent water loss from soil.</p> <p>Restrict the application of chemical fertilizers and poultry manure in un- irrigated areas. Provide Vermicomposting or coir pith compost in the basins. Compost has very good water holding capacity.</p> <p>For mulching, the trashes used should be free of any pest and diseases. Avoid the trashes of the same species as mulch. This will help to prevent the multiplication of crop specific pest and disease causing organisms. Powdering the top soil using a secondary tillage implement and spreading it uniformly over the field, will help to conserve water for a long period of time in the fields.</p> <p>Protect young plants by surrounding them with thatched coconut leaves.</p>		

Coconut	All stages	<p>Rhinoceros beetle</p>  <p>Dwarf varieties and young palms are more vulnerable to the attack.</p>	<p>Take out the beetles from the attacked palm crown using beetle hook. Swab the hole made by the beetles with Bordeaux paste to prevent entry of fungus through the cut surface.</p> <p>Old fishnets can be used for controlling the pest. Cut the nets into pieces of size 1m x 0.5m. Keep the middle portion of the net, lengthwise into the axils of 3rd and 4th leaf whirls of the palm. Push the net firmly with small stones into the axils. The hanging sides of the net should be kept open. The beetles will be trapped in the nets and get destroyed. Care should be taken to move the nets to upper leaf axils accordingly while fresh leaves are emerging.</p>
Arecanut	All stages	<p>Spindle Bug</p> 	<p>Spray Dimethoate 30EC(1.5 ml/litre of water)</p>
Black pepper	All stages	<p>Pollu disease</p> 	<p>Spray hexaconazole (@ 2ml/litre of water)</p>
Banana	Various stages of growth	<p>Sigatoka leaf spot</p> 	<p>Cut and burn all affected leaves.</p> <p>Spray Tilt or Contaf (@ 2ml per litre)</p>
Mango	Flowering stage	<p>Mango hoppers</p> 	<p>Spray Azadirachtin (@5ml/litre Azadirachtin 3000pmm)</p>

Jack	Various stages	<p>Fruit fall due to fungal infections</p> 	Spray Bordeaux mixture (1% strength).
Various crops	Various stages	<p>Sucking pests</p>  <p>The climate is favourable for the spread of sucking pests like mealy bug, jasids, aphids, mites, bugs etc. If not controlled properly they will act as vectors and may spread virus diseases.</p>	<p>To control the pests apply neem oil emulsion (5 ml. neem oil mixed in one litre of luke warm soap water solution)</p> <p>Or</p> <p>Apply malathion 50 EC @ 2 ml + neem oil 4ml per litre of water</p>
Cucurbit Vegetables	Planting	<p>Downy mildew</p> 	As a prophylactic measure apply 'Mancozeb' (@ 2g/l of water). If disease appeared, spray Akomin® (@3ml/L) on both surfaces of the leaves, thrice at 15 days interval. Remove and burn out the infested leaves.
Pumpkin	All stages	<p>Pumpkin beetle</p> 	<p>Apply malathion 50 EC @ 3 ml / litre of water or malathion 50 EC @ 2 ml + neem oil 4ml per litre of water.</p> <p>After irrigation, drench the soil with malathion 50 EC @ 3 ml / litre of water. After the application of insecticide, with hold irrigation on next two days.</p>

Sd/-
Nodal Officer,
GKMS Project, RARS Pilicode

**** Warning colour codes of rainfall (for disaster management)**

Warning (Take actions)	Alert (Be prepared)	Watch (Be updated)	No warning (No actions)
-------------------------------	----------------------------	---------------------------	--------------------------------