

आजादी  
का  
अमृत महोत्सव



**Agromet Advisory Bulletin**  
**Kannur District**  
**(Valid from 05.02.2022 to 09.02.2022)**



## Agromet Advisory Bulletin for the District, Kannur (05.02.2022 to 09.02.2022)

(Issued jointly by Kerala Agricultural University Regional Agricultural Research Station Pilicode & India Meteorological Department)



Bulletin Number: Pilicode/Knr-10/2022	Date: 04/02/2022
---------------------------------------	------------------

### A. Weather Summary of preceding four days




Rainfall, mm	Max. temp., °C	Min. temp., °C	R. H., %	Wind speed, Km/h
00	34.4 – 35.9	22.0 – 25.1	63.3 – 88.8	00 – 12





### B. Weather forecast for next five days

Parameters	02-05-2022	02-06-2022	02-07-2022	02-08-2022	02-09-2022
Rainfall, mm	0	0	0	0	0
Max. Temp, °C	35	36	36	35	35
Min. Temp, °C	23	25	25	25	24
Max. Relative Humidity, %	80	80	80	80	80
Min. Relative Humidity, %	60	60	60	60	60
Wind speed, km/h	2	2	2	2	2
Wind direction, degrees	270	270	250	250	250
Total cloud cover, octa	2	2	2	2	2

### C. Agrometeorological Advisories

Crop	Stages	Problems	Agro-meteorological advisories
<b><u>General conditions</u></b>	<b>No rain</b>		
	<p>The sky will be clear or partially cloudy. Low night temperature and high day temperature will be experienced. Hence there will be large difference between day time temperature and night temperature. The atmospheric humidity also will be high.</p> <p>Fungal diseases like blight, leaf spots and wilt may spread in crops. Keep vigilance. Take control measures in the beginning stage of diseases.</p>		

<p><b><u>General Recommendations</u></b></p>	<p>Drought Management:</p> <ol style="list-style-type: none"> <li>1) Give mulches in crop basins to prevent water loss from soil.</li> <li>2) Adopt drip irrigation. This will minimize the loss of water.</li> <li>3) Avoid agricultural activities and pesticide application during 12 AM to 3 PM.</li> <li>4) Restrict the application of chemical fertilizers and poultry manure in un- irrigated areas.</li> <li>5) Apply lime on tree trunk.</li> <li>6) Spraying of Sulphate of Potash @ 5 g / L at 15 days interval helps to mitigate drought.</li> </ol> <p>For mulching, the trashes used should be free of any pest and diseases. Avoid the trashes of the same species as mulch. This will help to prevent the multiplication of crop specific pest and disease causing organisms. Powdering the top soil using a secondary tillage implement and spreading it uniformly over the field, will help to conserve water for a long period of time in the fields.</p>		
<p>Coconut</p>	<p>All stages</p>	<p>Drought Management</p>	<ol style="list-style-type: none"> <li>1) Cut two green leaves from the bottom layer, to reduce the water loss from the tree.</li> <li>2) Apply compost/dried leaves in the basins to increase water holding capacity.</li> <li>3) Adopt drip irrigation. This will minimize the irrigation water loss.</li> </ol> <p>Protect the newly planted young seedlings from direct sunlight falling on it by providing good shades.</p>
<p>Mango</p>	<p>Fruit setting stage</p>	<p>Mango fruit flies</p> 	<p>Collect and destroy the fallen fruits by taking deep pits atleast 60 cm depth.</p> <p>Set up pheromone trap (methyl eugenol trap) @ 1 trap/15 cents.</p>
<p>Brinjal</p>	<p>Various stages of growth</p>	<p>Epilachna beetle</p> 	<p>Collection and destruction of every stage of the pest. Spray neem seed kernel extract @ 5 %. Apply neem – oil garlic emulsion @ 20 ml per litre.</p>
<p>Cucurbits</p>	<p>All stages</p>	<p>Powdery mildew on cucurbits</p> 	<p>As a prophylactic measure apply ‘Mancozeb’(@ 2g/l of water).</p> <p>If disease appeared, spray lime sulfur (@3g/L of water) on both surfaces of the leaves. Repeat after 10 days.</p>

Bitter gourd	All stages	<p>Fruit fly</p> 	<p>Setting up of pheromone trap(Cue lure @1/15 cent)</p> <p style="text-align: center;">+</p> <p>Spot application of 10 % jaggery containing 0.1 % malathion@1 spot/40 m<sup>2</sup> on underside of leaves at fortnight intervals.</p>
Amaranth	All stages	<p>Leaf blight</p> 	<p>Avoid overhead irrigation. Irrigate gently the basal regions of the plants. If disease is severe, apply cow dung slurry supernatant (2%) as foliar spray and Pseudomonas fluorescens (2%) or Trichoderma viridae (2%) as soil application.</p>
Cucumber	Seeding/ sowing	<p>Cucumber beetle</p> 	<p>Apply Malathion 5% dust (at a quantity equivalent to a matchbox full) to the basins and mix with soil, at the time of sowing the seeds.</p>
Arecanut	Seedlings (3-4 years)	<p>Leaf blight ,Bud rot</p> 	<p>Apply 1% Bordeaux mixture</p>

Sd/-  
Nodal Officer,  
GKMS Project, RARS Pilicode