



Agromet Advisory Bulletin for the District, Kannur

(Valid from 03.02.2021 to 07.02.2021)

(Issued jointly by Kerala Agricultural University Regional Agricultural Research Station Pilicode & India Meteorological Department)



Bulletin Number: Pilicode/Knr-11/2021

Date: 05/02/2021


A. Weather Summary of preceding four days




Rainfall, mm	Max. temp., °C	Min. temp., °C	R. H., %	Wind speed, Km/h
0.0	34.6 – 36.6	23.5-24.9	54–77	00 -08

B. Weather forecast for next five days

Parameters	06.02.2021	07.02.2021	08.02.2021	09.02.2021	10.02.2021
Rainfall, mm	0	0	0	0	0
Max. Temp, °C	35	35	35	35	35
Min. Temp, °C	25	25	25	25	25
Max. Relative Humidity, %	69	69	69	69	69
Min. Relative Humidity, %	54	54	54	54	54
Wind speed, km/h	10	16	16	12	16
Wind direction, degrees	250	230	270	230	230
Total cloud cover, octa	3	2	2	1	2

C. Agrometeorological Advisories

Crop	Stages	Problems	Agro-meteorological advisories
General conditions		<p>Few chances for rainfall.</p> <p>Dry weather condition is expected during the week. Adopt management practices to minimize water loss from the soil and crops.</p>	
Coconut	All stages	<p>Yellowing of coconut</p> 	<ol style="list-style-type: none"> 1) Cut two green leaves from the bottom layer, to reduce the water loss from the tree. 2) Apply coir pith/coir pith compost in the basins to increase water holding capacity 3) Mulch the basins with dried leaves 4) Adopt drip irrigation. This will minimize the irrigation water loss. 5) Apply borax @ 200g/palm and zinc sulphate @ 100g/palm and magnesium sulphate @500g/palm <p>Protect the newly planted young seedlings from direct sunlight falling on it by providing good shades.</p>

Coconut	All stages	<p>Rhinoceros beetle</p>  <p>Dwarf varieties are more vulnerable to the attack.</p>	<p>Take out the beetles from the attacked palm crown using beetle hook. Swab the hole made by the beetles with Bordeaux paste to prevent entry of fungus through the cut surface.</p> <p>Clean the crown and the top most three leaf axils around the spindle may be filled with 250 gm sand which is mixed with 6g ferterra. This should be done thrice in a year ie, during May, September, and January.</p> <p>Keep complete field sanitation.</p>
Mango	Fruit setting stage	<p>Mango fruit flies</p> 	<p>Collect and destroy the fallen fruits by taking deep pits atleast 60 cm depth.</p> <p>Set up pheromone trap (methyl eugenol trap) @ 1 trap/15 cents.</p>
Black Pepper	All stages	<p>Mealy bugs on the roots</p> <p>Syptoms: Older leaves turns dark yellow. While opening soil in the rootzone, mealy bugs can be seen (as shown in the piture) stucked on the roots.</p> 	<p>Open the top soil. Drench the soil (only if the bug is seen sticked on the roots) with Chlorpyrifos @ 2ml/litre or apply Fipronil granule @ 20g/vine.</p>
Bovines	<p>Viral diseases like lumpy skin and foot and mouth diseases</p>		<p>Adopt vaccination.</p> <p>Keep cattle sheds and its surroundings hygienic.</p>

Sd/-
Nodal Officer,
GKMS Project, RARS Pilicode