

आजादी
का
अमृत महोत्सव



Agromet Advisory Bulletin
Kannur District
(Valid from 06.04.2022 to 10.04.2022)



Agromet Advisory Bulletin for the District, Kannur (06.04.2022 to 10.04.2022)

(Issued jointly by Kerala Agricultural University Regional Agricultural Research Station Pilicode & India Meteorological Department)



Bulletin Number: Pilicode/Knr-27/2022

Date: 05/04/2022

A. Weather Summary of preceding four days




Rainfall, mm	Max. temp., °C	Min. temp., °C	R. H., %	Wind speed, Km/h
0.1	35.8 - 36.2	26.5 - 27.6	59 - 86	00 - 12




B. Weather forecast for next five days

Parameters	06-04-2022	07-04-2022	08-04-2022	09-04-2022	10-04-2022
Rainfall, mm	7	0	4	3	10
Max. Temp, °C	36	36	36	36	36
Min. Temp, °C	27	27	27	27	27
Max. Relative Humidity, %	85	85	85	85	85
Min. Relative Humidity, %	60	60	60	60	60
Wind speed, km/h	10	10	10	10	10
Wind direction, degrees	270	270	270	270	270
Total cloud cover, octa	6	5	5	6	7

C. Agrometeorological Advisories

Crop	Stages	Problems	Agro-meteorological advisories
			Isolated light to moderate rainfalls
<u>General conditions</u>			<p>The sky will be cloudy or partially cloudy. High atmospheric temperature and relative humidity will be experienced.</p> <p>Avoid activities in open field conditions during 12 AM to 3 PM.</p> <p>There will be light to moderate rainfalls with lightning in isolated places.</p>

<p><u>General Recommendations</u></p>	<p>Harvest all the ripened fields quickly. Do not heap the harvested products in the field itself. Take care while drying the harvested rice directly under the sun, especially during the afternoon periods.</p> <p>Take care while drying the harvested products like rice, rubber, copra, pulses, vegetable seeds, etc directly under sun.</p> <p>Summer rains have prime role in coping up drought. Hence maximum water harvesting should be ensured in the fields. Clean the rain pits. Cover the soil with dried leaves, especially the basins of crops. The opened tree basins which are partially filled after fertilizer application, can act as very good water harvesting structures. Divert the runoff water to such tree basins by drawing furrows.</p> <p>In rice fallows, organic manure seeds (Daincha, sunhemp, cowpea etc) can be sown during this time. These can be harvested at its 45 days of growth, just before flowering. This will not only help in fixing nitrogen into the soil, but also control the weeds growth in the fields. If there is sufficient soil moisture at the time of harvest, incorporate them into the soil through deep ploughing. Other wise use it for preparation of composts.</p>		
<p>Various crops</p>	<p>Various stages</p>	<p style="text-align: center;">Sucking pests</p>  <p>The climate is favourable for the spread of sucking pests like mealy bug, jasids, aphids, mites, bugs etc. If not controlled properly they will act as vectors and may spread virus diseases.</p>	<p>To control the pests apply neem oil emulsion (5 ml. neem oil mixed in one litre of luke warm soap water solution)</p> <p style="text-align: center;">Or</p> <p>Apply malathion 50 EC @ 2 ml + neem oil 4ml per litre of water</p>
<p>Cucurbit-aceous vegetables</p>	<p>Flowering and fruit setting stage</p>	<p style="text-align: center;">Pumpkin beetle</p> 	<p style="text-align: center;">Pumpkin beetle:</p> <p>If beetle population is found high, spraying of malathion 50 EC or Dimethoate 30 EC @ 500 ml / ha</p>
<p>Cucurbitaceous vegetables</p>	<p>All stages</p>	<p style="text-align: center;">Downy mildew</p> 	<p>Downy mildew : As a prophylactic measure apply 'Mancozeb'(@ 2g/l of water). If disease appeared, spray Akomin® (@3ml/L) on both surfaces of the leaves, thrice at 15 days intervals.</p>

Mango	Fruit setting stage	<p>Mango fruit flies</p> 	<p>Mango fruit flies:</p> <p>Collect and destroy the fallen fruits by taking deep pits atleast 60 cm depth.</p> <p>Set up pheromone trap (methyl eugenol trap) @ 1 trap/15 cents.</p>
Arecanut	Bearing palms	<p>Inflorescence die back and button shedding</p> 	<p>Inflorescence die back and button shedding:</p> <p>Warm humid conditions may cause this disease. Spray Hexaconazole (Contaf) @ 1 ml/litre or Bordeaux mixture 1%. Repeat after 20-25 days.</p>
Mammalian livestock	Various stages of growth	<p>Tick parasites</p>  <p>Ticks are the vectors of many severely damaging disease causing organisms like protozoa. Also tick infestation may cause anemia, bloody urine, jaundice etc.</p>	<p>Tick parasites:</p> <p>Usually after feeding the ticks fall on the ground and live in small holes in the ground as well as on the walls of the cattle shed. Hence controlled flaming (with dried leaves), the floor and walls of the cattle shed and also the ground where cattle lie outside the shed is advised. At the time of flaming the cattle should be kept temporarily away from the location.</p> <p>Soak cotton clothes in dilute Cypermethrin (1ml per 2 litres of water) solution and wipe the whole body of the cattle once in a week.</p> <p>Spray Cypermethrin (diluted @ 1ml per litre of water) on the ground and walls of the cattle shed, and also wherever the cattle is sheltered during day time.</p>

Sd/-
Nodal Officer,
GKMS Project, RARS Pilicode