

आजादी
का
अमृत महोत्सव



Agromet Advisory Bulletin
Kannur District
(Valid from 06.08.2022 to 10.08.2022)



Agromet Advisory Bulletin for the District, Kannur

(06.08.2022 to 10.08.2022)

(Issued jointly by Kerala Agricultural University Regional Agricultural Research Station Pilicode & India Meteorological Department)



Bulletin Number: Pilicode/Knr-62/2022

Date: 05/08/2022

A. Weather Summary of preceding four days






Rainfall, mm	Max. temp., °C	Min. temp., °C	R. H., %	Wind speed, Km/h
187.9	25.8 – 29.2	22.8 – 23.5	92 - 96	00 - 10



B. Weather forecast for next five days

Parameters	06-08-2022	07-08-2022	08-08-2022	09-08-2022	10-08-2022
Rainfall, mm	50	25	10	22	32
Max. Temp, °C	28	28	28	28	28
Min. Temp, °C	23	24	24	24	24
Max. Relative Humidity, %	96	96	96	96	96
Min. Relative Humidity, %	92	92	92	92	92
Wind speed, km/h	10	10	12	18	12
Wind direction, degrees	270	270	270	250	290
Total cloud cover, octa	8	8	8	8	8

C. Agrometeorological Advisories

Crop	Stages	Problems	Agro-meteorological advisories
			Isolated heavy rainfalls **
<u>General conditions</u>			<p>There will be isolated heavy rainfalls (upto 115.5 mm within a time span of 24 hours.) As per the extended there will be rainfalls in the next week also.</p> <p>The sky will be cloudy. High relative humidity will be experienced. The atmospheric temperature may also be lowered due to rain.</p>
<u>General Recommendations</u>			<p>The prevailing climatic conditions may favour disease causing fungus to spread its fruiting bodies. Hence beware of diseases like rots and wilts in coconut, arecanut, black pepper, rubber, ginger, banana etc.</p> <p>Keep hygiene in plantations. Infected nuts, leaves and tree parts should be removed from the fields and burnt.</p> <p>Keep the seeds fertilizers and cattle feeds on moisture free and elevated plant forms.</p> <p>Postpone activities like fertilizer application, sowing etc till climatic conditions become favourable.</p>

Paddy	All stages	Keep the fields drained. Open all the drainage channels. Immediately after the withdrawal of heavy rainfalls keep porcelain bags filled with bleaching powders at the face of water entry into the fields.	
Rice	Tillering	<p>Leaf folder</p> 	If leaf folder attack is seen, unfold the leaves by rolling thorny wires/twigs over the canopy. If the attack is severe spot spraying of flubendiamide @ 2.0 ml/10L is recommended. Attack will be more in shaded conditions. Avoid excessive Nitrogenous fertilizers
Paddy	All stages	<p>Borwn spot disease</p> 	<p>Prophylactic spray of <i>Pseudomonas fluorescens</i> (@ 20g/l) is recommended.</p> <p>If disease appears only, spray fungicide Nativo® (@ 4g per 10 litres of water)</p>
Coconut	Various stages	Protect the newly planted seedlings from water accumulation in the pits by forming raised bunds around the banks of the pit. Raking of soil should be done immediately after the withdrawal of heavy rainfalls. Apply lime also in the soil at the time of raking.	
Coconut and other tree crops	Various stages	<p>Ganoderma wilt</p> 	Remove the mushroom like fruiting bodies of the fungus from the trunks of the trees. Smear hexaconazole (@3ml per litre of water). Drench basins of the crops with the same solution.
Black pepper	All stages	<p>Foot rot</p> 	As prophylactic measure, apply 150 gram of Trichoderma enriched neem cake - cow dung mixture in the basins of the vines and incorporate thoroughly with the soil.
Banana	Various stages of growth	<p>Rhizome rot</p> 	<p>Ensure good drainage in the garden</p> <p>As prophylactic measure, apply 150 gram of Trichoderma enriched cow dung in the basins of the vines and incorporate thoroughly with the soil.</p>

Areca nut	Bearing Stage	<p>Mahali disease</p> 	Apply Bordeaux mixture (1%) to the bunch and leaves.
Crops and Livestock	Different stages	<p>Giant African Snail</p> 	<p>For trapping the snails, put wet gunny bags filled with leaves of cabbage or cauliflower or papaya in the evening around cattle sheds/houses. The snails can be destroyed by putting them in saline water (200g salts per litre of water)</p> <p>The snails on the crops can be destroyed by spraying 0.3% (3g per litre of water) copper sulfate</p>
Live stock	Different stages	Keep the floors of the sheds dry and clean. Smoking the floors periodically with dried coconut husk will help to keep the floor dry. Care should be taken to transfer the animal to some other safe place at the time of smoking the original sheds.	

**** Warning colour codes of rainfall (for disaster management)**

Warning (Take actions)	Alert (Be prepared)	Watch (Be updated)	No warning (No actions)
-------------------------------	----------------------------	---------------------------	--------------------------------

Sd/-
Nodal Officer,
GKMS Project, RARS Pilicode