



आजदी का अमृत महोत्सव

Agromet Advisory Bulletin for the District, Kannur
(Valid from 10.11.2021 to 14.11.2021)

(Issued jointly by Kerala Agricultural University Regional Agricultural Research Station Pilicode & India Meteorological Department)



Bulletin Number: Pilicode/Knr-90/2021 Date: 09/11/2021

A. Weather Summary of preceding five days






Rainfall, mm	Max. temp., °C	Min. temp., °C	R. H., %	Wind speed, Km/h
3.8	33.6 – 31.1	25.2 – 23.8	95 – 70	12 - 00


B. Weather forecast for next five days

Parameters	10-11-21	11-11-21	12-11-21	13-11-21	14-11-21
Rainfall, mm	20	20	20	20	20
Max. Temp, °C	33	33	33	33	33
Min. Temp, °C	24	25	25	25	25
Max. Relative Humidity, %	95	95	95	95	95
Min. Relative Humidity, %	72	72	72	72	72
Wind speed, km/h	4	10	6	12	6
Wind direction, degrees	20	270	290	290	230
Total cloud cover, octa	8	7	8	7	8

C. Agrometeorological Advisories

Crop	Stages	Problems	Agro-meteorological advisories
			Isolated heavy rainfalls are very likely to occur on day 3 & 4
			There will be light to moderate rain falls on all days. The sky will be cloudy. Low night temperature and high day temperature will be experienced. Hence there will be large difference between day time temperature and night temperature. The atmospheric humidity also will be high.
			Isolated heavy rainfalls (70-110 mm in 24 hours) are very likely to occur on days 3&4
			As per extended range forecast, cumulative normal rainfall is likely in the next two weeks.
General conditions			Keep all the drainage channels in fields open.
			Do not keep harvested produces like rice, rubber, copra, pulses, vegetables, seeds, etc. and fertilizers at open places.
			Beware of heavy wind and lightning. Avoid working when there is lightning. Don't rest under the trees and in weak shelters.
			Give strong propping to banana, vegetables and other soft stemmed crop plants.
			Neither keep the livestock in open places, nor allow them for grazing. They should be sheltered under strong roofs. During non-rainy days, rake the soil in the basins of the crops for aerating the root zone.

Coconut/ Arecanut/Fruit crops	Seedling stages	<p>Provide strong bunds around the pits to prevent the entry of runoff water into the basins. Do not allow water stagnation in the basins.</p> <p>If any water stagnation, drain/remove the water wherever possible and rake the basins periodically for aerating the roots</p>	
Coconut	All stages	<p>Stem bleeding</p> 	<p>Chisel out the affected parts and apply Bordeaux paste.</p> <p>Drench the palm basin (2m radius) with 40 litres of 1% Bordeaux mixture or soil drenching of Hexaconazole 25ml/25 litre of water.</p> <p>After one month, apply 5 kg Trichoderma enriched neem cake and 500g of Ayar® (micro nutrient mixture)</p> <p>In endemic areas, repeat fungicide drenching once in every four months</p>
Coconut	All stages	<p>Leaf rot of coconut</p> 	<p>Apply 1% Bordeaux mixture or 0.3% copper oxychloride solution in the heart of the crown. Apply lime. Spray borax also on leaves @ 5g/l. Also adopt all the basal management practices as described for the yellowing, above.</p>
Cashew	Flushing stage	<p>Tea mosquito bug</p> 	<p>Prophylactic measures:</p> <ol style="list-style-type: none"> 1) The fungal biological control agent, <i>Beauveria bassiana</i> can be sprayed @ 20g/L <p style="text-align: center;">Or</p> <ol style="list-style-type: none"> 2) Spray quinalphos (2ml/litre) or Thiamethoxam (0.2g/L)
Cashew	Flushing stage	<p>Root and stem borer</p> 	<p>Swabbing (above five years old trees only) with mud slurry and coal tar kerosene mixture at 1:2 proportion is recommended as a prophylactic measure. This combination can be externally applied on the stem to a height of 1.5m from the soil as well as on the exposed roots.</p>
Bitter gourd	Early growth stage	<p>Bacterial wilt</p> 	<p>Keep the field clean and spray antibiotic strepto cycline 1 capsule per 2 litre.</p>

Brinjal	Flowering and fruit setting	Shoot and Fruit borer 	Remove and destroy affected fruits and shoots. Spray chlorantraniliprole (coragen 3ml per 10 l of water) 2-3 times at weekly interval.
---------	-----------------------------	--	--

Sd/-
Nodal Officer,
GKMS Project, RARS Pilicode