



Agromet Advisory Bulletin for the District, Kannur

(11.01.2023 to 15.01.2023)

(Issued jointly by Kerala Agricultural University Regional Agricultural Research Station Pilicode & India Meteorological Department)



Bulletin Number: Pilicode/Knr-03/2023

Date: 10/01/2023

A. Weather Summary of preceding five days







Rainfall, mm	Max. temp., °C	Min. temp., °C	R. H., %	Wind speed, Km/h
0.0	34.2 – 35.2	22.0 – 23.3	58.0 – 68.1	4.0 – 10.0



B. Weather forecast for next five days

Parameters	11-01-2023	12-01-2023	13-01-2023	14-01-2023	15-01-2023
Rainfall, mm	0	0	0	0	0
Max. Temp, °C	35	35	34	34	34
Min. Temp, °C	23	23	23	23	23
Max. Relative Humidity, %	68	68	68	68	68
Min. Relative Humidity, %	58	58	58	58	58
Wind speed, km/h	5	4	3	3	3
Wind direction, degrees	270	270	250	250	270
Total cloud cover, octa	3	2	2	2	3

C. Agrometeorological Advisories

Crop	Stages	Problems	Agro-meteorological advisories
			No rainfall **
<u>General conditions</u>			No rainfall. Low night temperature (minimum 23°C) and high day temperature (maximum 34°C) will be experienced. Hence there will be large difference between day time temperature and night temperature. The atmospheric humidity also will be high (between 50 and 76%).
<u>General Recommendations</u>			Fungal diseases like blight, leaf spots and wilt may spread in crops. Keep vigilance. Take control measures in the beginning stage of diseases. In plantation crops, water conservation measures should be adopted. Give mulching in the soil with crop residues, green or dried leaves. The trashes used should be free of any pest and diseases. Avoid the trashes of the same species as mulch. This will help to prevent the multiplication of crop specific pest and disease causing organisms. Powdering the top soil using a secondary tillage implement and spreading it uniformly over the field, will help to conserve water for a long period of time in the fields.

Paddy	Maximum Tillering	<p>Stem borer</p> 	If attack is seen, apply Takumi [®] @ 3g per 10L of water
Paddy	Maximum Tillering	<p>Rice bug</p> 	Apply Azadiractin 3000ppm stock after diluting in water @ 3ml/L. To have a better control add and stir one to two ml. of Malathion 50EC per litre of the diluted Azadiractin solution before applying. The spraying should be done in the evening, immediately after sunset.
Cashew	Seedlings (up to four years)	<p>Tea mosquito attack and associated fungal diseases</p> 	<p>Prophylactic spray of combination of Bordeaux mixture (1% strength) + quinalphos (2ml/litre of the Bordeaux mixture)</p> <p>If die back is seen apply combination of hexaconazole and malathione (@ hexaconazole 1ml + malathione 1ml per litre of water)</p>
Cucurbits	All stages	<p>Powdery mildew on cucurbits</p> 	<p>As a prophylactic measure apply 'Mancozeb' (@ 2g/l of water).</p> <p>If disease appeared, spray lime sulfur (@3g/L of water) on both surfaces of the leaves. Repeat after 10 days.</p>
Bitter gourd	All stages	<p>Fruit fly</p> 	<p>Setting up of pheromone trap(Cue lure @1/15 cent)</p> <p>OR</p> <p>Spot application of 10 % jaggery containing 0.1 % malathion @1 spot/40 m² on underside of leaves at fortnight intervals.</p>
Cucurbitaceous vegetables	All stages	<p>Yellow mosaic virus</p> 	<p>Pull out the infected plants and burn or burry them.</p> <p>Spray difenthiuron @ 1g/ litre.</p>

Amaranths'	All stages	<p style="text-align: center;">Leaf blight</p> 	<p>Avoid overhead irrigation. Irrigate gently the basal regions of the plants. If disease is severe, apply cow dung slurry supernatant (2%) as foliar spray and <i>Pseudomonas fluorescens</i> (2%) or <i>Trichoderma viridae</i> (2%) as soil application.</p>
Chilli	Active growing stage	<p style="text-align: center;">Thrips and Mites</p> 	<p>Spray 'spiromesifen' (@1ml in litre of water)</p>

**** Warning colour codes of rainfall (for disaster management)**

Warning (Take actions)	Alert (Be prepared)	Watch (Be updated)	No warning (No actions)
-------------------------------	----------------------------	---------------------------	--------------------------------

Sd/-
Nodal Officer,
GKMS Project, RARS Pilicode