



आजदी
का

Agromet Advisory Bulletin for the District, Kaniyamkulam

(Valid from 11.08.2021 to 15.08.2021)

(Issued jointly by Kerala Agricultural University Regional Agricultural Research Station Pilicode & India Meteorological Department)



Bulletin Number: Pilicode/Knr-64/2021

Date: 10/08/2021


A. Weather Summary of preceding five days






Rainfall, mm	Max. temp., °C	Min. temp., °C	R. H., %	Wind speed, Km/h
111.9	27.6 – 31.2	23.3 – 25.0	83 - 97	0.0 – 10.0


B. Weather forecast for next five days

Parameters	11-08-2021	12-08-2021	13-08-2021	14-08-2021	15-08-2021
Rainfall, mm	10	12	11	12	25
Max. Temp, °C	31	31	32	32	32
Min. Temp, °C	25	25	26	26	25
Max. Relative Humidity, %	96	96	96	96	96
Min. Relative Humidity, %	78	78	78	78	78
Wind speed, km/h	12	14	12	14	12
Wind direction, degrees	290	320	290	290	290
Total cloud cover, octa	7	8	7	8	8

C. Agrometeorological Advisories

Crop	Stages	Problems	Agro-meteorological advisories
General conditions		<p>Light to Moderate Rainfalls are Very Likely in the district on next five days</p> <p>In paddy fields, the drainage channels should be kept weed free. Keep only easily removable stoppers in the channels to preserve the water required for raising the crop. Otherwise the water should drain freely and quickly through the channel.</p>	
Paddy	Flowering to milky stage	<p>Leaf folder</p> 	<p>If seen, unfold the leaves by rolling thorny wires/twigs over the canopy. Attack will be more in shaded conditions. Avoid excessive Nitrogenous fertilizers.</p> <p>If the attack is severe spot spraying of Chlorantraniliprole @3ml/10 ltr of water is also advised.</p>

Paddy	Flowering to milky stage	<p>Rice bug</p> 	<p>Strict vigilance is necessary at milky stage. Keep the field and bunds free of weeds and grasses.</p> <p>If attack is seen apply fish amino acid @ 20 ml/litre.</p>
Paddy in the late sown/transplanted areas	Tillering stage	Fertilizer application	<p>For short duration varieties, apply 300g urea + 120g potash</p> <p>For medium duration varieties apply 250g urea +150g potash</p>
Ginger	Growing stage	<p>Bacterial rot</p> 	Drench 1% Bordeaux mixture or Copper oxychloride 0.2% (2g/litre)
Black pepper	Newly planted/early growth stages	<p>Wilt disease</p> 	<p>Spray Redomil (@2g/litre of water) or copper oxy chloride (@3g/litre of water)</p> <p>Drench the soil in the basins with the same preparation (@ 5 litre per vine) as mentioned above.</p>
Okra	All stages	<p>Leaf spot</p> 	Spray Saaf (@2g/litre of water)
Cucurbitaceous vegetables	Flowering stage	<p>Fusarium wilt</p> 	Drench bavistin solution (2g/litre of water)

Cow	Milking	<p style="text-align: center;">Mastitis</p> 	<p>The disease is common on cows which are sheltered in unhygienic conditions.</p> <p>Symptoms:- The symptoms are change in composition of milk and turning the milk into an yellow watery liquid , severe fever, lack of appetite, abortions etc. If not treated the cow may lose its milk yielding capacity permanently. Also the cow may lose mobility and gradually death may occur.</p> <p>Prevention:- Ensure hygienic conditions for the individual animals as well as their shelter and its surroundings The milking machines should be cleaned properly after every use. Boost the immunity of cattle by supplementing feeds with vitamins and minerals containing health tonics.</p> <p>If disease appears, give medication under the supervision of a Veterinary doctor immediately.</p>
-----	---------	---	---

Sd/-
Nodal Officer,
GKMS Project, RARS Pilicode