



# Agromet Advisory Bulletin for the District, Kannur

(Valid from 11.10.2024 to 15.10.2024)

(Issued jointly by Kerala Agricultural University Regional Agricultural Research Station Pilicode & India Meteorological Department)



**Bulletin Number: Pilicode/Knr-82/2024**      **Date: 10/10/2024**

## A. Weather Summary of preceding four days




| Rainfall, mm | Max. temp., °C | Min. temp., °C | R. H., % | Wind speed, Km/h |
|--------------|----------------|----------------|----------|------------------|
| 69.3         | 31.5 – 32.7    | 23.5 – 26.0    | 80 – 98  | 02 – 08          |






## B. Weather forecast for next five days

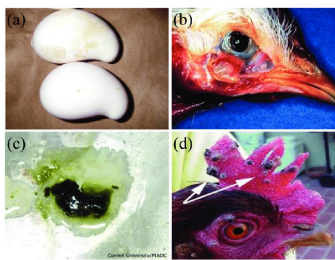

| Parameters                | 11-10-2024 | 12-10-2024 | 13-10-2024 | 14-10-2024 | 15-10-2024 |
|---------------------------|------------|------------|------------|------------|------------|
| Average Rainfall, mm      | 4          | 3          | 2          | 3          | 10         |
| Max. Temp, °C             | 32         | 33         | 33         | 33         | 33         |
| Min. Temp, °C             | 26         | 27         | 27         | 27         | 27         |
| Max. Relative Humidity, % | 95         | 95         | 95         | 95         | 95         |
| Min. Relative Humidity, % | 80         | 80         | 80         | 80         | 80         |
| Wind speed, km/h          | 8          | 6          | 4          | 8          | 7          |
| Wind direction, degrees   | 200        | 200        | 250        | 230        | 250        |
| Total cloud cover, octa   | 8          | 8          | 8          | 8          | 8          |

## C. Agrometeorological Advisories

| Crop                           | Stages                                                                                                                                                                                                                                                                                                                                                                                                                                                                                               | Problems | Agro-meteorological advisories |
|--------------------------------|------------------------------------------------------------------------------------------------------------------------------------------------------------------------------------------------------------------------------------------------------------------------------------------------------------------------------------------------------------------------------------------------------------------------------------------------------------------------------------------------------|----------|--------------------------------|
| <b>General conditions</b>      | <b>Isolated Heavy Rainfall **</b>                                                                                                                                                                                                                                                                                                                                                                                                                                                                    |          |                                |
|                                | <p>The sky will be cloudy. High relative humidity will be experienced.</p> <p>Low night temperature and high day temperature will be experienced. Hence there will be distinct difference between day time temperature and night temperature.</p> <p>There will be isolated heavy rainfalls (From 64.5 mm to 115.5 mm within a time span of 24 hours) on October 10 and 14.</p> <p>There will be light rainfalls (From 15.6 mm to 64.4 mm within a time span of 24 hours) from October 11 to 13.</p> |          |                                |
| <b>General Recommendations</b> | <p>Drain the stagnating water from the cultivated areas where heavy water stagnations occurs.</p> <p>Do not attempt to dry the products like rice, rubber, copra, pulses, vegetable seeds, etc directly under sun.</p> <p>Give popping to all soft slender stemmed crops like banana, vegetables, climbers etc. Clean the drainage channels in crop lowlands to enable proper drainage of excess water in case of exigencies if any.</p>                                                             |          |                                |

|                        |                                                                                                                                                                                                                                                                                                                                                                                          |                                                                                                                                                                                                                                                                                                                                                                                                                                                                                                                                                                                           |                                                                                                                                                                                                                                                                                                                                                                                                                                                                                |
|------------------------|------------------------------------------------------------------------------------------------------------------------------------------------------------------------------------------------------------------------------------------------------------------------------------------------------------------------------------------------------------------------------------------|-------------------------------------------------------------------------------------------------------------------------------------------------------------------------------------------------------------------------------------------------------------------------------------------------------------------------------------------------------------------------------------------------------------------------------------------------------------------------------------------------------------------------------------------------------------------------------------------|--------------------------------------------------------------------------------------------------------------------------------------------------------------------------------------------------------------------------------------------------------------------------------------------------------------------------------------------------------------------------------------------------------------------------------------------------------------------------------|
|                        | <p>Maintain hygiene conditions in crop fields. Infected and fallen nuts, leaves and tree parts should be removed from the fields and burnt.</p> <p>Keep animal feeds, seeds, fertilizers etc. in termite free and moist free rooms on elevated platforms coated with wooden panels.</p> <p>Spraying should be done only if sufficient intervals are available between the rainfalls.</p> |                                                                                                                                                                                                                                                                                                                                                                                                                                                                                                                                                                                           |                                                                                                                                                                                                                                                                                                                                                                                                                                                                                |
| Rice                   | Transplanting stage for second crop                                                                                                                                                                                                                                                                                                                                                      | <p>Dip the roots of the seedlings in slurry of pseudomonas (20g pseudomonas/litre of water) for 30 minutes just before transplanting. This will help the seedlings to grow vigorously.</p> <p>Apply fertilizers at the occasion of no rainfalls, after lowering the water and blocking all drainage channels.</p> <p>While transplanting, apply 400g urea, 900g mussooriephos and 150g muriate of potash for the medium duration varieties and 400g urea, 700g mussooriephos and 120g muriate of potash for the short duration varieties to each cent (40 square meter) of land area.</p> |                                                                                                                                                                                                                                                                                                                                                                                                                                                                                |
| Rice                   | Panicle stage                                                                                                                                                                                                                                                                                                                                                                            | <p>Leaf Mites</p>                                                                                                                                                                                                                                                                                                                                                                                                                                                                                       | <p>Attacks become more severe when the ambient temperature is close to 25c and the relative humidity is higher than 80%. The infestation may also lead to fungal diseases like sheath rot.</p> <p>Control measures:</p> <ol style="list-style-type: none"> <li>1. Spray Azadirachtin (5 ml per litre of water).</li> </ol> <p style="text-align: center;"><b>OR</b></p> <ol style="list-style-type: none"> <li>2. Spray wettable sulphur (4 gm per litre of water).</li> </ol> |
| Cool season vegetables | Land preparation                                                                                                                                                                                                                                                                                                                                                                         | <p>Incorporate lime or dolomite to the soil depending on its acidity, at least 14 days before the application of chemical fertilizers. This will not only reduce the acidity but also control the soil borne diseases.</p>                                                                                                                                                                                                                                                                                                                                                                |                                                                                                                                                                                                                                                                                                                                                                                                                                                                                |
| Coconut                | All stages                                                                                                                                                                                                                                                                                                                                                                               | <p>Bud rot</p>                                                                                                                                                                                                                                                                                                                                                                                                                                                                                         | <p>Detection of disease at its early stage will help to adopt efficient corrective measures. Cut and remove the affected tissues from the crown and apply Bordeaux paste. After that cover the cut surface with polythene sheets to protect it from rain falls until new leaf emerges.</p> <p>Burn the removed tissues immediately.</p> <p>As a prophylactic measure spray 1% Bordeaux mixture into the axils of top leaves of the surrounding palms</p>                       |
| Coconut                | All stages                                                                                                                                                                                                                                                                                                                                                                               | <p>Yellowing of coconut</p>                                                                                                                                                                                                                                                                                                                                                                                                                                                                            | <p>Incorporate lime or dolomite @ 2 kg/palm to the basins of the palms. After two weeks, apply borax @ 200g/palm and zinc sulphate @ 100g/palm and magnesium sulphate @500g/palm and potash @ 2kg/palm</p>                                                                                                                                                                                                                                                                     |

|              |                          |                                                                                                                                                |                                                                                                                                                                                                                                                                                                                                                          |
|--------------|--------------------------|------------------------------------------------------------------------------------------------------------------------------------------------|----------------------------------------------------------------------------------------------------------------------------------------------------------------------------------------------------------------------------------------------------------------------------------------------------------------------------------------------------------|
| Black pepper | All stages               | <p style="text-align: center;">Foot rot</p>                   | <p>As prophylactic measure, apply 150 gram of Trichoderma enriched neem cake - cow dung mixture in the basins of the vines and incorporate thoroughly with the soil. If disease is already appeared, drench soil in the plant basins with Redomil 0.2% (2g/litre of water). Spray the same on the leaves also.</p>                                       |
| Banana       | Various stages of growth | <p style="text-align: center;">Pitting disease</p>            | <p>Spray Mancozeb (@2g/litre), only on immature bunches. .</p> <p>Cover the bunches with poly ethylene sheets having pin holes on it. This will help to protect the bunches from birds attack also.</p>                                                                                                                                                  |
| Banana       | Various stages of growth | <p style="text-align: center;">Leaf eating caterpillar</p>   | <p>Ensure good drainage in the garden. Organic insecticides such as Shreya, Nanma etc. should be mixed with 10 ml of one liter of water and sprayed on both sides of the leaves.</p> <p>If the infestation is severe, spray quinalphos 20 EC (2 – 4 ml per litre of water).</p> <p>OR</p> <p>spray flubendiamide 39.35 SC (2 ml, 10 litre of water).</p> |
| Cashew       | Pre-bearing stages       | <p style="text-align: center;">Tea mosquito bug</p>         | <p>Prophylactic measures:</p> <p>1) The fungal biological control agent, <i>Beauveria bassiana</i> can be sprayed @ 20g/L</p> <p style="text-align: center;"><b>Or</b></p> <p>2) Spray 1% Bordeaux mixture mixed with quinalphos (2ml/litre of Bordeaux mixture)</p>                                                                                     |
| Ginger       | All stages               | <p style="text-align: center;">Rhizoctonia leaf blight</p>  | <p>Spray carbendazim (@2g/litre of water)</p>                                                                                                                                                                                                                                                                                                            |

|         |                      |                                                                                                                                                               |                                                                                                                                                                                                                                                                                                                                                                                                                                                                                                                                                                                             |
|---------|----------------------|---------------------------------------------------------------------------------------------------------------------------------------------------------------|---------------------------------------------------------------------------------------------------------------------------------------------------------------------------------------------------------------------------------------------------------------------------------------------------------------------------------------------------------------------------------------------------------------------------------------------------------------------------------------------------------------------------------------------------------------------------------------------|
| Poultry | All stages of growth | <p style="text-align: center;"><b>Newcastle Disease</b></p>                  | <p>Newcastle disease or Ranikhet disease is a highly contagious disease of birds caused by a <b>para-myxo</b> virus. This infection results gasping and coughing, drooping wings, dragging legs, twisting of the head and neck, circling, in appetite, complete paralysis.</p> <p><b>Prevention:</b> Ensure complete hygiene condition for birds and chicken coops. Provide vaccinations with Live B1 and La Sota strains administered in drinking water intranasally or intraocularly.</p>                                                                                                 |
| Cow     | All stages of growth | <p style="text-align: center;"><b>FMD</b><br/>(Foot and Mouth disease)</p>  | <p>Foot and Mouth disease is a highly transmissible disease caused by infection with an Aphthovirus. The infection results in vesicular lesions in and around the mouth and on the feet, resulting in the reluctance of an animal to eat or move.</p> <p><b>Prevention:</b> Ensure hygienic conditions for the individual animals as well as their shelter and its surroundings. Boost the immunity of cattle by supplementing feeds with vitamins and minerals containing health tonics. If disease appears, give medication under the supervision of a Veterinary doctor immediately.</p> |

Sd/-  
Nodal Officer,  
GKMS Project, RARS Pilicode

**\*\* Warning colour codes of rainfall (for disaster management)**

|                               |                            |                           |                                |
|-------------------------------|----------------------------|---------------------------|--------------------------------|
| <b>Warning (Take actions)</b> | <b>Alert (Be prepared)</b> | <b>Watch (Be updated)</b> | <b>No warning (No actions)</b> |
|-------------------------------|----------------------------|---------------------------|--------------------------------|