

आजादी  
का  
अमृत महोत्सव



**Agromet Advisory Bulletin**  
**Kannur District**  
**(Valid from 12.03.2022 to 16.03.2022)**



## Agromet Advisory Bulletin for the District, Kannur (12.03.2022 to 16.03.2022)

(Issued jointly by Kerala Agricultural University Regional Agricultural Research Station Pilicode & India Meteorological Department)



Bulletin Number: Pilicode/Knr-20/2022

Date: 11/03/2022

### A. Weather Summary of preceding four days



Rainfall, mm	Max. temp., °C	Min. temp., °C	R. H., %	Wind speed, Km/h
00	36.0 – 36.8	25.8 – 26.4	62.8 – 82.7	00 – 08





### B. Weather forecast for next five days



Parameters	12-03-2022	13-03-2022	14-03-2022	15-03-2022	16-03-2022
Rainfall, mm	0	0	0	0	0
Max. Temp, °C	37	36	36	36	36
Min. Temp, °C	26	25	25	25	25
Max. Relative Humidity, %	76	76	76	76	76
Min. Relative Humidity, %	60	60	60	60	60
Wind speed, km/h	6	6	4	4	4
Wind direction, degrees	270	250	250	250	270
Total cloud cover, octa	3	2	2	2	3

### C. Agrometeorological Advisories

Crop	Stages	Problems	Agro-meteorological advisories
<b><u>General conditions</u></b>	<b>No rain</b>		
	<p>The sky will be clear or partially cloudy. High atmospheric temperature and relative humidity will be experienced.</p> <p>Beware of drought in crop fields.</p>		

<p><b><u>General Recommendations</u></b></p>	<p>Drought Management:</p> <ol style="list-style-type: none"> <li>1) Give mulches in crop basins to prevent water loss from soil.</li> <li>2) Adopt drip irrigation. This will minimize the loss of water.</li> <li>3) Avoid agricultural activities and pesticide application during 12 AM to 3 PM.</li> <li>4) Avoid application of chemical fertilizers and poultry manure in un-irrigated areas.</li> <li>5) Apply lime on tree trunk.</li> <li>6) Spraying of Sulphate of Potash @ 5 g / L at 15 days interval helps to mitigate drought.</li> <li>7) Provide Vermicompost or coir pith compost in the basins. Compost has very good water holding capacity</li> </ol> <p>For mulching, the trashes used should be free of any pest and diseases. Avoid the trashes of the same species as mulch. This will help to prevent the multiplication of crop specific pest and disease causing organisms. Powdering the top soil using a secondary tillage implement and spreading it uniformly over the field, will help to conserve water for a long period of time in the fields.</p> <p>Protect young plants by surrounding them with thatched coconut leaves</p>		
<p>Rice</p>	<p>Late second crop and Third crop at tillering stages</p>	<p>Blast disease</p> 	<p>Spray isoprothiolane (@ 1ml per litre of water) solution.</p>
<p>Paddy</p>	<p>Grain filling</p>	<p>Rice bug</p> 	<p>Strict vigilance is necessary at milky stage. Keep the field and bunds free of weeds and grasses.</p> <p>If attack is seen apply fish amino acid @ 20 ml/litre.</p>
<p>Coconut</p>	<p>All stages</p>	<p>Drought Management</p>	<ol style="list-style-type: none"> <li>1) Apply compost/dried leaves in the basins to increase water holding capacity.</li> <li>2) Adopt drip irrigation. This will minimize the irrigation water loss.</li> </ol> <p>Protect the newly planted young seedlings from direct sunlight falling on it by providing good shades.</p>

Coconut	All stages	<p>Leaf eating caterpillar</p> 	<p>Cut the leaves attacked by the caterpillar and destroy totally by putting them in fire.</p> <p>Releasing of biological controlling organisms like '<u>Goniozus</u>' wasp(@20 numbers per plant) or '<u>Bracon</u>' wasp on the trunks of the tree (@30 numbers per plant) is also recommended.</p> <p style="text-align: center;">OR</p> <p>As a prophylactic measure apply the neem-garlic based soap, the 'Raksha' (10-20g soap per litre of water dissolved in water solution.</p>
Coconut	All stages	<p>Stem bleeding</p> 	<p>Reduce the nut load by harvesting all the matured and about to matured nuts</p> <p>Chisel out the affected parts and apply Hexaconazole (Contaf®) 5ml/litre solution in the wound. After getting the wound dried, immediately smear the spot with Rubbercoat®.</p> <p>Drench the palm basin (2m radius) with Hexaconazole (Contaf®), 50ml dissolved in 25 litre of water per palm at monthly intervals, for 5months or till the disease fully disappears.</p> <p>Spread lime thickly in the basins and incorporate with the soil.</p>
Banana	Planting stage	<p>Diseases. which are transmitted through suckers (Kokkan, Bunchy top and Panama wilt) etc</p>	<p>To avoid the spread of disease select suckers only from healthy plants/fields, only after visiting the fields in person.</p>
Vegetables	Different stages	<p>Sucking Pests</p> 	<p>Spray neem based insecticide (@ 4ml insecticide/litre of water). Repeate the spraying at every seven days intervals till flowering. If there is severe attack, spray Actara® (@3g/litre of water). Spray the insecticides on both surfaces of the leaves.</p>
Cashew	Various stages	<p>Tea mosquito attack and associated fungal diseases</p> 	<p>Prophylactic spray of combination of Bordeaux mixture (1% strength) + quinalphos (2ml/litre of the Bordeaux mixture )</p> <p>If die back is seen apply combination of hexaconazole and malathione (@ hexaconosozole 1ml + malathione1ml per litre of water)</p>

Mango	Fruit setting stage	<p style="text-align: center;"><b>Mango fruit flies</b></p> 	<p>Collect and destroy the fallen fruits by taking deep pits atleast 60 cm depth.</p> <p>Set up pheromone trap (methyl eugenol trap) @ 1 trap/15 cents.</p>
Animal Husbandry	All stages	<p style="text-align: center;"><b>Summer Stress</b></p> 	<p>The rise in temperature will affect the thermoregulatory mechanism of dairy cattle. This will cause increase in body temperature, rapid shallow breathing, increased heart rate, profuse salivation, and reduced feed intake. This in turn results in severe production loss and reduced breeding efficiency in dairy cattle.</p> <p>Provide pure drinking water to the dairy cattle (45 to 60 litres of water), Allow grazing only during the cooler parts of the day. Provide shading. Shelter them in thatched roofings of minimum 9 ft. height with ample ventilation. Providing fans, misting and fogging assembly in cattle sheds will help them to regulate body temperature. Also ensure minerals fortified feeds.</p>

Sd/-  
Nodal Officer,  
GKMS Project, RARS Pilicode