



Agromet Advisory Bulletin for the District, Kannur

(Valid from 12.03.2025 to 16.03.2025)

(Issued jointly by Kerala Agricultural University Regional Agricultural Research Station Pilicode & India Meteorological Department)



Bulletin Number: Pilicode/Mpm-20/2025 **Date:** 11/03/2025

A. Weather Summary of preceding five days



Rainfall, mm	Max. temp., °C	Min. temp., °C	R. H., %	Wind speed, Km/h
0.0	34.8 – 35.2	25.6 – 27.2	58 – 80	02 – 08






B. Weather forecast for next five days

Parameters	12-03-2025	13-03-2025	14-03-2025	15-03-2025	16-03-2025
Average Rainfall, mm	0.1	0.1	0.1	0	0
Max. Temp, °C	35	35	35	35	35
Min. Temp, °C	26	26	26	26	26
Max. Relative Humidity, %	88	88	88	88	88
Min. Relative Humidity, %	68	68	68	68	68
Wind speed, km/h	5	10	5	2	2
Wind direction, degrees	270	250	270	250	270
Total cloud cover, octa	5	6	6	6	4

C. Agrometeorological Advisories

Crop	Stages	Problems	Agro-meteorological advisories
General Condition	No Rainfall**		
	Temperatures will be higher during the day. Atmospheric humidity will be normal.		
	There will be light rainfalls (From 2.5 mm to 15.5 mm within a time span of 24 hours) on March 11.		
	There will be light to moderate rainfalls (From 2.5 mm to 64.4 mm within a time span of 24 hours) on March 12 and 13. No rainfall on March 14 and 15.		
Weather warning	Maximum temperatures are very likely to be around 38°C in Kannur district on March 11.		
Impacts	High rate of evaporation may occur from soil. Chances for attack of sucking pests. Direct exposure to sunlight may cause sunburn and injuries to human and animals. Provide shade net for vegetable crops and ensure irrigation.		

<p>General Recommendations</p>	<p>Mulch the crop basins. Irrigate the crop when the water is available in the evening or early morning. Adopt drip irrigation method for maximum water use efficiency. 1. Arrange for irrigation facilities from available water resources. 2. Remove weeds from the soil to reduce transpiration losses. Powder the soil to dust by breaking the clods. This will act as good soil mulch to prevent evaporation loss of water. 3. Well drained areas where lifesaving irrigation possible ragi and millets cause cultivated. 4. Take care of controlling of sucking pests; control/minimize the insect and pest incidence with IPM. 5. Repair and rejuvenate local water bodies before the rainy season.</p>		
<p>Coconut</p>	<p>All stages</p>	<p>Drought Management</p>	<ol style="list-style-type: none"> 1) Cut two green leaves from the bottom layer, to reduce the water loss from the tree. 2) Apply compost/dried leaves in the basins to increase water holding capacity. 3) Adopt drip irrigation. This will minimize the irrigation water loss. <p>Protect the newly planted young seedlings from direct sunlight falling on it by providing good shades.</p>
<p>Coconut</p>	<p>Various stages</p>	<p>Leaf eating caterpillar</p> 	<p>The season is congenial for the spread of leaf eating caterpillars in coastal areas. Cut and burn the affected leaves. Release larval parasitoids, <i>Goniozus nephantidis</i>, @ 10 nos/palm (4-6 release) on the trunk</p>
<p>Various crops</p>	<p>Various stages</p>	<p>Sucking pests</p>  <p>The climate is favourable for the spread of sucking pests like mealy bug, jasids, aphids, mites, bugs etc. If not controlled properly they will act as vectors and may spread virus diseases.</p>	<p>To control the pests apply neem oil emulsion (5 ml. neem oil mixed in one litre of luke warm soap water solution)</p> <p style="text-align: center;">Or</p> <p>Apply malathion 50 EC @ 2 ml + neem oil 4ml per litre of water</p>

Mango	Fruit maturing stage	<p>Mango fruit flies</p> 	<p>Keep pheromone traps (2nos/Acre). This can be procured from the College of Agriculture, Padannakkad. (Contact number 0467 - 2280616)</p> <p>Harvest matured mangoes before ripening. Mix cool water and boiling water in equal proportion and dissolve common salt at the rate of one tablespoon per liter of the water mix. Dip the harvested matured mangoes in this warm saline solution for two minutes. After that take out the mangoes, wipe the water on them with cotton cloths and keep for ripening.</p>
Arecanut	Bearing palms	<p>Inflorescence die back and button shedding</p> 	<p>Warm humid conditions may cause this disease. Spray Hexaconazole (Contaf) 1 ml/litre or Bordeaux mixture 1%. Repeat after 20-25 days.</p>
Cowpea	All stages	<p>Aphid</p> 	<p>Spay 3% Neemoil garlic emulsion or Dimethoate @ 2 ml/L</p>
Poultry and pet birds	Different stages	<p>Summer stress</p> 	<p>To combat heat stress, the poultry sheds should be protected from direct sunlight, roofing can be painted white to reflect heat, fans can be fitted, cool water can be sprayed, plenty of clean water can be provided with ice, glucose and 0.1 % sodium bicarbonate, feed offered during the cooler parts of the day can be supplemented with 20% extra vitamins, phosphorous and vitamin C.</p>
Animal Husbandry	All stages	<p>Summer Stress</p> 	<p>The rise in temperature will affect the thermoregulatory mechanism of dairy cattle. This will cause increase in body temperature, rapid shallow breathing, increased heart rate, profuse salivation, and reduced feed intake. This in turn results in severe production loss and reduced breeding efficiency in dairy cattle.</p>

			<p>Provide pure drinking water to the dairy cattle (45 to 60 litres of water), Allow grazing only during the cooler parts of the day. Provide shading. Shelter them in thatched roofings of minimum 9 ft. height with ample ventilation. Providing fans, misting and fogging assembly in cattle sheds will help them to regulate body temperature. Also ensure minerals fortified feeds.</p>
--	--	--	--

**** Warning colour codes of rainfall (for disaster management)**

Warning (Take actions)	Alert (Be prepared)	Watch (Be updated)	No warning (No actions)
-------------------------------	----------------------------	---------------------------	--------------------------------

Sd/-
Nodal Officer,
GKMS Project, RARS Pilicode