

आजादी  
का  
अमृत महोत्सव



**Agromet Advisory Bulletin**  
**Kannur District**  
**(Valid from 15.04.2022 to 19.04.2022)**



## Agromet Advisory Bulletin for the District, Kannur (15.04.2022 to 19.04.2022)

(Issued jointly by Kerala Agricultural University Regional Agricultural Research Station Pilicode & India Meteorological Department)



**Bulletin Number: Pilicode/Knr-30/2022**

**Date: 14/04/2022**

### A. Weather Summary of preceding four days


Rainfall, mm	Max. temp., °C	Min. temp., °C	R. H., %	Wind speed, Km/h
15.00	30.4-34	23-26.7	90.5-92.1	0.0-8.0




### B. Weather forecast for next five days

Parameters	15-04-2022	16-04-2022	17-04-2022	18-04-2022	19-04-2022
Rainfall, mm	4	2	15	12	8
Max. Temp, °C	31	33	33	33	33
Min. Temp, °C	24	25	25	25	25
Max. Relative Humidity, %	92	92	92	92	92
Min. Relative Humidity, %	80	80	80	80	80
Wind speed, km/h	3	3	3	6	6
Wind direction, degrees	230	210	250	320	270
Total cloud cover, octa	8	3	5	4	2

### C. Agrometeorological Advisories

Crop	Stages	Problems	Agro-meteorological advisories
			<b>Isolated Rainfall with Thunderstorm and Lightning.</b>
<b><u>General conditions</u></b>			<p>The sky will be cloudy or partially cloudy. High atmospheric temperature and relative humidity will be experienced.</p> <p>There will be light to moderate rainfalls with lightning and thunderstorm in isolated places.</p>

<p><b><u>General Recommendations</u></b></p>	<p><b>Harvest all the ripened fields quickly. Do not heap the harvested products in the field itself. Take care while drying the harvested rice directly under the sun, especially during the afternoon periods.</b></p> <p><b>Take care while drying the harvested products like rice, rubber, copra, pulses, vegetable seeds, etc directly under sun.</b></p> <p><b>Give popping to all soft slender stemmed crops like banana, vegetables, climbers etc. Clean the drainage channels in crop lowlands to enable proper drainage of excess water in case of exigencies if any.</b></p> <p><b>Keep animal feeds, seeds, fertilizers etc. in termite free and moist free rooms on elevated platforms coated with wooden pannels.</b></p> <p>Summer rains have prime role in coping up drought. Hence maximum water harvesting should be ensured in the fields. Clean the rain pits. Cover the soil with dried leaves, especially the basins of crops. The opened tree basins which are partially filled after fertilizer application, can act as very good water harvesting structures. Divert the runoff water to such tree basins by drawing furrows.</p> <p>In rice fallows, organic manure seeds (Daincha, sunhemp, cowpea etc) can be sown during this time. These can be harvested at its 45 days of growth, just before flowering. This will not only help in fixing nitrogen into the soil, but also control the weeds growth in the fields. If there is sufficient soil moisture at the time of harvest, incorporate them into the soil through deep ploughing. Other wise use it for preparation of composts.</p> <p>Avoid activities under open field conditions during 12 AM to 3 PM on the days with high temperature. Also avoid activities under open conditions while there is lightning and heavy winds. Also do not expose livestock to such unfavorable weather conditions.</p>		
<p>Paddy (Late sown Mundakan crop)</p>	<p>Harvesting</p>	<p>Harvest all the ripened fields quickly. Do not heap the harvested products in the field itself. Take care while drying the harvested rice directly under the sun, especially during the afternoon periods.</p>	
<p>Paddy (Viruppu: First crop season)</p>	<p>Land preparation for broadcasting</p>	<p>Summer showers are predicted. Immediately after attaining sufficient moisture level in soil, land preparations can be started in places where broadcasting is preferred.</p> <p>In rice fallows where transplanting is practiced during the first crop, organic manure seeds (Daincha, sunhemp, cowpea etc) can be sown during this time. These can be harvested at its 45 days of growth, just before flowering. This will not only help in fixing nitrogen into the soil, but also control the weeds growth in the fields. If there is sufficient soil moisture at the time of harvest, incorporate them into the soil through deep ploughing. Other wise use it for preparation of composts.</p>	
<p>Black Pepper</p>	<p>Bearing</p>	<p>Scale insects</p> 	<p>Scale insects : Spray neem based insecticide or Thiomethoxam (@ 3g/litre of water).</p>

Cucurbitaceo us vegetables	All stages	<p style="text-align: center;">Downy mildew</p> 	<p>Downy mildew : As a prophylactic measure apply 'Mancozeb' (@ 2g/l of water). If disease appeared, spray Akomin® (@3ml/L) on both surfaces of the leaves, thrice at 15 days intervals.</p>
Arecanut	Bearing palms	<p style="text-align: center;">Inflorescence die back and button shedding</p> 	<p>Inflorescence die back and button shedding : Warm humid conditions may cause this disease. Spray Hexaconazole (Contaf) @ 1 ml/litre or Bordeaux mixture 1%. Repeat after 20-25 days.</p>
Mammalian livestock	Various stages of growth	<p style="text-align: center;">Tick parasites</p>  <p>Ticks are the vectors of many severely damaging disease causing organisms like protozoa. Also tick infestation may cause anemia, bloody urine, jaundice etc.</p>	<p style="text-align: center;">Tick parasites:</p> <p>Usually after feeding the ticks fall on the ground and live in small holes in the ground as well as on the walls of the cattle shed. Hence controlled flaming (with dried leaves), the floor and walls of the cattle shed and also the ground where cattle lie outside the shed is advised. At the time of flaming the cattle should be kept temporarily away from the location.</p> <p>Soak cotton clothes in dilute Cypermethrin (1ml per 2 litres of water) solution and wipe the whole body of the cattle once in a week.</p> <p>Spray Cypermethrin (diluted @1ml per litre of water) on the ground and walls of the cattle shed, and also wherever the cattle is sheltered during day time.</p>

Sd/-  
Nodal Officer,  
GKMS Project, RARS Pilicode