

आजादी
का
अमृत महोत्सव



Agromet Advisory Bulletin
Kannur District
(Valid from 14.05.2022 to 18.05.2022)



Agromet Advisory Bulletin for the District, Kannur

(14.05.2022 to 18.05.2022)

(Issued jointly by Kerala Agricultural University Regional Agricultural Research Station Pilicode & India Meteorological Department)



Bulletin Number: Pilicode/Knr-38/2022

Date: 13/05/2022

A. Weather Summary of preceding four days


Rainfall, mm	Max. temp., °C	Min. temp., °C	R. H., %	Wind speed, Km/h
50.4	28.4-33.4	23.4-25.1	81-95	00-10





B. Weather forecast for next five days

Parameters	14-05-2022	15-05-2022	16-05-2022	17-05-2022	18-05-2022
Rainfall, mm	10	5	5	10	8
Max. Temp, °C	30	31	31	32	32
Min. Temp, °C	23	24	24	24	24
Max. Relative Humidity, %	90	90	90	90	90
Min. Relative Humidity, %	85	85	85	85	85
Wind speed, km/h	4	4	4	4	4
Wind direction, degrees	290	290	290	290	290
Total cloud cover, octa	8	8	8	8	7

C. Agrometeorological Advisories

Crop	Stages	Problems	Agro-meteorological advisories
			Moderate rainfalls
<u>General conditions</u>			There will be rainfalls. The sky will be cloudy. High relative humidity will be experienced. As per the extended rainfall forecasts, there are chances for large excess rainfalls than the normal up to 05.02.2022
<u>General Recommendations</u>			Harvest all the ripened fields quickly. Do not heap the harvested products in the field itself. Take care while drying the harvested rice directly under the sun, especially during the afternoon periods. Take care while drying the harvested products like rice, rubber, copra, pulses, vegetable seeds, etc directly under sun.

<p>Give popping to all soft slender stemmed crops like banana, vegetables, climbers etc. Clean the drainage channels in crop lowlands to enable proper drainage of excess water in case of exigencies if any.</p> <p>Do not shelter the cattles in shelters having weak structures.</p> <p>Keep animal feeds, seeds, fertilizers etc. in termite free and moist free rooms on elevated platforms coated with wooden pannels.</p> <p>Avoid activities under open field conditions during 12 AM to 3 PM on the days with high temperature. Also avoid activities under open conditions while there is lightning and heavy winds. Also do not expose livestock to such unfavorable weather conditions.</p> <p>Preparations to plant seedlings of tree crops can be started. The pits can be taken if there is sufficient moisture content in the soil. Ensure proper distance between the plants. The $\frac{2}{3}$ portions of the pits should be filled with the mixture of topsoil and powdered dry cow dung/compost.</p> <p>The tree crops can be give first dose of fertilizers.</p>		
Paddy (Viruppu: First crop season)	Main Land preparation	If the level of soil moisture content in the paddy field is optimum for ploughing, the tilling operations can be started. With the first ploughing itself, incorporate powdered FYM/compost or green manures (@ 5t/ha) to the soil.
	Sowing	Broadcast sowing/ Nursery preparation for transplanting can be initiated in places were moisture availability is ensured. Preparation of seeds:- To prevent seed borne diseases, dress the seeds with Pseudomonas @ 10g/kg of seeds before sowing Nursery preparation for transplanting -. Apply dried and powdered farm yard manure or compost while preparing the nursery @1kg/m ² and thoroughly incorporate to the soil.
Coconut	Land preparation for sowing	Preparations for planting seedlings can be started. Take pits of size 1mx1mx1m. In laterite soils 1.2mx1.2mx1.2m sized pits are required. Fill 1/3 portion of the pits with a mixture of topsoil, powdered FYM and wood ash taken in equal proportion. Bunds should be provided on banks of the pits to prevent collection and stagnation of runoff water in the pits.
Coconut	All stages	<p>Rhinoceros beetle</p>  <p>Dwarf varieties and young palms are more vulnerable to the attack.</p> <p>Take out the beetles from the attacked palm crown using beetle hook. Swab the hole made by the beetles with Bordeaux paste to prevent entry of fungus through the cut surface.</p> <p>Old fishnets can be reused for controlling the pest. Cut the nets into pieces of size 1m x 0.5m. Keep the middle portion of the net, lengthwise into the axils of 3rd and 4th leaf whirls of the palm. Push the net firmly with small stones into the axils. The hanging sides of the net should be kept open. The beetles will be trapped in the nets and get destroyed. Care should be taken to move the nets to upper leaf axils accordingly while fresh leaves are emerging.</p>

Coconut	All stages	<p style="text-align: center;">Red palm weevil</p> 	<p>The palms can be saved only if the attack is diagnosed at an early stage. Hence more frequently inspect the palms. The attack can be diagnosed by the presence of yellowing of upper and middle whorls of leaves and holes at the jointing region of leaf petioles to the trunk. Insect excrement, pupal cases etc. may also be seen in the crown or basins of the palms.</p> <p>Control: Prepare Imidachlorprid solution (@ 1ml/10 litre of water) and fill in the holes. Adopt field sanitation.</p>
Coconut	All stages	<p style="text-align: center;">Bud rot</p> 	<p>Detection of disease at its early stage will help to adopt efficient corrective measures. Cut and remove the affected tissues from the crown and apply Bordeaux paste. After that cover the cut surface with polythene sheets to protect it from rain falls until new leaf emerges.</p> <p>Burn the removed tissues immediately.</p> <p>As a prophylactic measure apply Trichoderma cakes of spray 1% Bordeaux mixture into the axils of top leaves of the surrounding palms</p>
Black pepper	All stages	<p style="text-align: center;">Foot rot</p> 	<p>As prophylactic measure, apply 150 gram of Trichoderma enriched neem cake - cow dung mixture in the basins of the vines and incorporate thoroughly with the soil.</p> <p>If disease already appeared, drench soil in the plant basins with Redomil 0.2% (2g/litre of water). Spray the same on the leaves also.</p>
Mango	Fruit maturing stage	<p style="text-align: center;">Mango fruit flies</p> 	<p>Keep pheromone traps (2nos/Acre). This can be procured from the College of Agriculture, Padannakkad. (Contact number 0467 - 2280616)</p> <p>Harvest matured mangoes before ripening. Mix cool water and boiling water in equal proportion and dissolve common salt at the rate of one tablespoon per liter of the water mix. Dip the harvested matured mangoes in this warm saline solution for two minutes. After that take out the mangoes, wipe the water on them with cotton cloths and keep for ripening.</p>
Ginger/ Turmeric	Sowing	<p style="text-align: center;">Rot and wilt diseases</p>	<p>As a precaution, use Trichoderma enriched Farm Yard Manure.</p> <p style="text-align: center;">OR</p> <p>Apply Trichoderma directly onto the moist soil (@ 25g each of Trichoderma per every 100 square meters of the seed bed).</p>

Livestock	All stages	Mastitis	<p>Keep the floors of the sheds dry to prevent Mastitis.</p> <p>Give vaccinations to the animals from the nearest Veterinary hospital</p>
Cows	Carrying stage	Brucellosis	<p>Ensure hygienic conditions for the animals.</p> <p>If abortion is happened, isolate the animal immediately and report to the nearest veterinary hospital and closely follow the doctor's directions.</p> <p>Human beings are also vulnerable for the disease. Hence the farmers are advised to ensure personal hygiene.</p> <p>Calves of age 4 to 8 months should be vaccinated</p>

Sd/-
Nodal Officer,
GKMS Project, RARS Pilicode