



## Agromet Advisory Bulletin for the District, Kannur

(14.12.2022 to 18.12.2022)

(Issued jointly by Kerala Agricultural University Regional Agricultural Research Station Pilicode & India Meteorological Department)



Bulletin Number: Pilicode/Knr-99/2022

Date: 13/12/2022

### A. Weather Summary of preceding five days





Rainfall, mm	Max. temp., °C	Min. temp., °C	R. H., %	Wind speed, Km/h
106.5	26.8 – 32.0	23.0 – 23.8	50.2 – 96.5	0.0 – 8.0






### B. Weather forecast for next five days




Parameters	14-12-2022	15-12-2022	16-12-2022	17-12-2022	18-12-2022
Rainfall, mm	5	4	0	0	0
Max. Temp, °C	30	32	34	34	34
Min. Temp, °C	23	23	23	23	23
Max. Relative Humidity, %	95	95	95	95	95
Min. Relative Humidity, %	70	70	70	70	70
Wind speed, km/h	6	3	3	4	3
Wind direction, degrees	180	200	250	320	270
Total cloud cover, octa	8	8	5	4	4

### C. Agrometeorological Advisories

Crop	Stages	Problems	Agro-meteorological advisories
<b>General conditions</b>	<b>Light to moderate rainfalls **</b>		
	Isolated light to moderate rain falls (upto 65mm with in a time span of 24 hours) are very likely to occur in one or two days in the next five days. Low night temperature (minimum 23°C) and high day temperature (maximum 34°C) will be experienced. Hence there will be large difference between day time temperature and night temperature. The atmospheric humidity also will be high (between 65 and 95%).		
<b>General Recommendations</b>	Due to the effect of the cyclone 'Mandous' there was isolated heavy rainfalls in the district till 13 <sup>th</sup> December 2022. The rain fall may adversely affect the crops. In cucurbitaceous vegetables there may be improper fruit settings due to reduced production of female/bisexual flowers and abnormal flower drops. The high humidity in the atmosphere may help the disease causing fungus to excessively multiply and disseminate their fruiting bodies. Also the softened plant tissues due to the rain can be easily infested by borer type insect pests.  Isolated light to moderate rain falls may occur in one or two days in the next five days.  Keep vigilance while sun drying perishable goods, rice, copra and rubber like products. Provide propping to tender stem crops like banana, tomato etc. Give popping to slender stemmed and easily lodging crops like banana, vegetables etc.		

	Maintain hygiene conditions in crop fields. Infected and fallen nuts, leaves and tree parts should be removed from the fields and burnt.		
Rice	All stages	<b>Blight</b>	<b>In places where there was improper drainage, there are chances for contagious blight disease and decaying of plants. As a precautionary measure place perforated bags which contain bleaching powder (2kg/acre), on the face of entry of water into the fields.</b>
Coconut	All stages	<b>Bud rot</b> 	Detection of disease at its early stage will help to adopt efficient corrective measures. Cut and remove the affected tissues from the crown and apply Bordeaux paste. After that cover the cut surface with polythene sheets to protect it from rain falls until new leaf emerges.  Burn the removed tissues immediately.  As a prophylactic measure spray 1% Bordeaux mixture into the axils of top leaves of the surrounding palms
Coconut	All stages	<b>Red palm weevil</b> 	The palms can be saved only if the attack is diagnosed at an early stage. Hence more frequently inspect the palms. The attack can be diagnosed by the presence of yellowing of upper and middle whorls of leaves and holes at the jointing region of leaf petioles to the trunk. Insect excrement, pupal cases etc. may also be seen in the crown or basins of the palms.  Control: Prepare Imidachlorprid solution (@ 1ml/litre of water) and fill in the holes. Adopt field sanitation.
Black pepper	All stages	<b>Foot rot</b> 	If disease is seen, drench soil in the plant basins and spray on the leaves with Redmil® (2g/litre).
Banana	Various stages of growth	<b>Sigatoka leaf spot</b> 	Cut and burn all affected leaves. Spray Tilt or Contaf (@ 2ml per litre)
Cucurbitaceo us Vegetables	Flowering and fruit setting	<b>Abnormal flower drops</b>	Immediately after the cessation of rainfalls give a foliar spray of 0.2% boron solution (2g 'solubor' in one litre of water)

Cucurbit Vegetables	Planting	<p style="text-align: center;">Downy mildew</p> 	<p>As a prophylactic measure apply 'Mancozeb' (@ 2g/l of water). If disease appeared, spray Akomin® (@3ml/L) on both surfaces of the leaves, thrice at 15 days interval. Remove and burn out the infested leaves.</p>
Cashew	Flushing and flowering stage	<p style="text-align: center;">Tea mosquitobug attack and associated fungal diseases</p> 	<p>Spray of combination of copper oxychloride (@3g/litre)+ Ekalux (2ml/litre)</p>
Cashew	Flushing stage	<p style="text-align: center;">Root and stem borer</p> 	<p>Chisel out the grubs and swab the tree trunk with Chlorpyrifos 2 ml /L of water and drench the pesticide solution on to the soil near the root zone to minimize re-infestation. Swabbing (adult trees only) with mud slurry and coal tar kerosene mixture at 1:2 proportion is also recommended as a prophylactic measure.</p>
Arecanut	Various growth stages	<p style="text-align: center;">Leaf blight</p> 	<p>Spray Propiconazole or Hexaconazole fungicide (1ml per litre of water). After a fortnight interval repeat spraying with copper oxychloride fungicide. If there is no water body near by the plants, drenching the plant basins with propiconazole/hexaconazole is also recommended.</p> <p>To keep the plants healthy apply Trichoderma enriched organic manures. Apply lime or dolomite @ 500g/plant. After two weeks apply 250g Rajphose + Potash 250g + Magnesium sulphate 150g + Borax 50g per plant. Reduce the fungus load in plantations by regulating humidity. For this adopt controlled irrigations only.</p>
Areca nut	All Stages	<p style="text-align: center;">Root nematode</p> 	<p>Drench the trees which are having leaf yellowing symptoms with Carbosulfan-25 EC @ 4 ml/litre of water (at least 3 litre of such preparation may be required for one tree).</p>

Bovines	All stage	<p>Lumpy skin</p> 	<p>Adopt vaccination.</p> <p>Keep cattle sheds and its surroundings hygienic.</p>
Bovines	All stage	<p>Foot and mouth disease</p> 	<p>Adopt vaccination.</p> <p>Keep cattle sheds and its surroundings hygienic.</p>
Goats	All stage	<p>PPR disease</p> 	<p>Adopt vaccination.</p> <p>Keep cattle sheds and its surroundings hygienic</p>

**\*\* Warning colour codes of rainfall (for disaster management)**

<b>Warning (Take actions)</b>	<b>Alert (Be prepared)</b>	<b>Watch (Be updated)</b>	<b>No warning (No actions)</b>
-------------------------------	----------------------------	---------------------------	--------------------------------

Sd/-  
Nodal Officer,  
GKMS Project, RARS Pilicode