



Agromet Advisory Bulletin for the District, Kannur

(Valid from 18.08.2021 to 22.08.2021)

(Issued jointly by Kerala Agricultural University Regional Agricultural Research Station Pilicode & India Meteorological Department)



Bulletin Number: Pilicode/Knr-66/2021

Date: 17/08/2021

A. Weather Summary of preceding five days





Rainfall, mm	Max. temp., °C	Min. temp., °C	R. H., %	Wind speed, Km/h
72.5	30.0 – 31.4	23.4 – 25.1	79- 97	00 – 10


B. Weather forecast for next five days

Parameters	18-08-2021	19-08-2021	20-08-2021	21-08-2021	22-08-2021
Rainfall, mm	3	5	4	7	4
Max. Temp, °C	30	30	30	32	32
Min. Temp, °C	25	25	25	25	25
Max. Relative Humidity , %	95	95	95	95	95
Min. Relative Humidity, %	79	79	79	79	79
Wind speed, km/h	7	7	6	7	8
Wind direction, degrees	320	270	270	290	290
Total cloud cover, octa	7	8	7	7	7

C. Agrometeorological Advisories

Crop	Stages	Problems	Agro-meteorological advisories
			<p>Light rainfalls are Very Likely in the district on next five days</p> <p>As per extended range rain forecast, there may be fairly widespread above normal rainfalls in the next two weeks.</p> <p>In paddy fields, the drainage channels should be kept weed free. Keep only easily removable stoppers in the channels to preserve the water required for raising the crop. Otherwise the water should drain freely and quickly through the channel.</p>
General conditions			

Paddy	Grain filling stage	<p>Brown spot</p> 	Foliar spraying of Hexaconazole (@ 2 ml/liter water)
Paddy	Flowering to milky stage	<p>Rice bug</p> 	<p>Strict vigilance is necessary at milky stage. Keep the field and bunds free of weeds and grasses.</p> <p>If attack is seen apply fish amino acid @ 20 ml/litre.</p>
Black pepper	Newly planted/early growth stages	<p>Quick wilt disease</p> 	<p>Spray Redomil (@2g/litre of water) or copper oxy chloride (@3g/litre of water)</p> <p>Drench the soil in the basins with the same preparation (@ 5 litre per vine) as mentioned above.</p>
Coconut	All stages	<p>Bud rot</p> 	<p>As a preventive measure, small perforated sachets containing 2 g of mancozeb may be tied to the top leaf axil. When rains, a small quantity of the fungicide is released from the sachets to the leaf base and thus protecting the palm.</p> <p>Spray 1% Bordeaux mixture on the crown of palms.</p>

Brinjal	Vegetative phase	<p data-bbox="692 257 772 286">Thrips</p> 	<p data-bbox="927 257 1485 365">Spray “Raksha”, the organic insecticide released by KAU (@10g/litre) on both surface of leaves and stem</p> <p data-bbox="927 445 1485 512">If attack is severe spray quinalphos @ 2g/l of water</p>
---------	------------------	---	--

Sd/-
Nodal Officer,
GKMS Project, RARS Pilicode