



## Agromet Advisory Bulletin for the District, Kannur

(Valid from 19.05.2021 to 23.05.2021)

(Issued jointly by Kerala Agricultural University Regional Agricultural Research Station Pilicode & India Meteorological Department)



Bulletin Number: Pilicode/Knr-40/2021

Date: 18/05/2021

### A. Weather Summary of preceding four days






Rainfall, mm	Max. temp., °C	Min. temp., °C	R. H., %	Wind speed, Km/h
352.9	25.8 – 33.0	23.7 – 25.9	80 - 98	00 -12


### B. Weather forecast for next five days

Parameters	19-05-2021	20-05-2021	21-05-2021	22-05-2021	23-05-2021
Rainfall, mm	25	10	6	11	11
Max. Temp, °C	32	33	33	33	33
Min. Temp, °C	25	26	26	26	26
Max. Relative Humidity, %	95	95	95	95	95
Min. Relative Humidity, %	80	80	80	80	80
Wind speed, km/h	16	12	8	8	8
Wind direction, degrees	200	200	200	200	180
Total cloud cover, octa	8	7	7	8	8

### C. Agrometeorological Advisories

Crop	Stages	Problems	Agro-meteorological advisories
			<p>There will be moderate rainfalls upto 19<sup>th</sup> May and light to moderate rainfalls thereafter upto 23<sup>rd</sup> May.</p> <p>Do not keep harvested produces like rice, rubber, copra, pulses, vegetables, seeds, etc. and fertilizers at open places.</p> <p>Beware of lightning. .</p> <p>Give strong propping to banana, vegetables and other soft stemmed crop plants.</p> <p>Basins can be opened in tree crops like coconut. Apply lime and organic manures and wait two to three weeks for chemical fertilizer application</p>
	<b>General conditions</b>		

Coconut	All stages	<p>Rhinoceros beetle</p>  <p>Dwarf varieties and young palms are more vulnerable to the attack.</p>	<p>Take out the beetles from the attacked palm crown using beetle hook. Swab the hole made by the beetles with Bordeaux paste to prevent entry of fungus through the cut surface.</p> <p>Old fishnets can be reused for controlling the pest. Cut the nets into pieces of size 1m x 0.5m. Keep the middle portion of the net, lengthwise into the axils of 3<sup>rd</sup> and 4<sup>th</sup> leaf whirls of the palm. Push the net firmly with small stones into the axils. The hanging sides of the net should be kept open. The beetles will be trapped in the nets and get destroyed. Care should be taken to move the nets to upper leaf axils accordingly while fresh leaves are emerging.</p>
Coconut	All stages	<p>Bud rot</p> 	<p>Detection of disease at its early stage will help to adopt efficient corrective measures. Cut and remove the affected tissues from the crown and apply Bordeaux paste. After that cover the cut surface with polythene sheets to protect it from rain falls until new leaf emerges.</p> <p>Burn the removed tissues immediately.</p> <p>As a prophylactic measure spray 1% Bordeaux mixture into the axils of top leaves of the surrounding palms</p>
Black pepper	All stages	<p>Foot rot</p> 	<p>As prophylactic measure, apply 150 gram of Trichoderma enriched neem cake - cow dung mixture in the basins of the vines and incorporate thoroughly with the soil.</p> <p>If disease already appeared, drench soil in the plant basins with Redomil 0.2% (2g/litre of water). Spray the same on the leaves also.</p>
Areca nut	Bearing Stage	<p>Mahali disease</p> 	<p>Apply Bordeaux mixture (1%) to the bunch and leaves.</p>
Banana	Various stages of growth	<p>Sigatoka leaf spot</p> 	<p>Cut and burn all affected leaves.</p> <p>Spray Tilt or Contaf (@ 2ml per litre)</p>

Banana	All stages	<p>Pseudo stem weevil</p> 	<p>Adopt good field sanitation.</p> <p>Remove the affected parts and burn it using kerosene.</p> <p>Apply Beauveria bassiana @ 20 g l<sup>-1</sup> at 5, 6 and 7 month after planting, into the leaf axils</p> <p>If attacked holes and yellowing are seen, apply Fipronil 0.015% (3 ml l<sup>-1</sup>) into the leaf axils</p>
--------	------------	---	---

Sd/-  
Nodal Officer,  
GKMS Project, RARS Pilicode