



Agromet Advisory Bulletin for the District, Kannur

(Valid from 19.06.2021 to 23.06.2021)

(Issued jointly by Kerala Agricultural University Regional Agricultural Research Station Pilicode & India Meteorological Department)



Bulletin Number: Pilicode/Knr-49/021

Date: 18/06/2021

A. Weather Summary of preceding four days




Rainfall, mm	Max. temp., °C	Min. temp., °C	R. H., %	Wind speed, Km/h
89.0	28.0 – 31.4	23.6 – 25.7	78 - 97	04 -12


B. Weather forecast for next five days

Parameters	19-06-2021	20-06-2021	21-06-2021	22-06-2021	23-06-2021
Rainfall, mm	40	20	20	15	15
Max. Temp, °C	31	32	32	32	32
Min. Temp, °C	25	25	25	25	25
Max. Relative Humidity, %	97	97	97	97	97
Min. Relative Humidity, %	75	75	75	75	75
Wind speed, km/h	8	8	12	14	12
Wind direction, degrees	230	250	290	320	320
Total cloud cover, octa	8	8	8	8	8

C. Agrometeorological Advisories

Crop	Stages	Problems	Agro-meteorological advisories
			<p>There will be moderate rainfalls.</p> <p>Spread of diseases like bacterial wilt in ginger, bacterial leaf blight in rice etc. and attack of pests like rhinoceros beetle in coconut, stem borer in paddy are anticipated. Keep vigilance. These can be controlled if diagnosed at early stages and immediate control measures are adopted.</p> <p>Care should be taken to provide good drainage in the plantations. Adopt total field sanitations. Destroy all the diseased plant parts by putting into fire.</p> <p>Tree cops can be planted. To prevent the entry of runoff water into the pits, make bunds around the pits, on the surface.</p> <p>Close all the crab holes and strengthen the bunds of paddy fields. Unblock the drainage channels also.</p> <p>Rainy season vegetables can be planted now.</p> <p>Avoid application of fertilizers on the days of heavy rainfalls.</p>
	General conditions		

General conditions		<p>Rainy season vegetables can be planted. The crops like salad cucumber, brinjal, bhindi , green amaranth, and bitter gourd can be cultivated during the monsoon season. Ensure zero waterlogging in the field. To avoid water stagnation in the root zones, planting of seedlings on bunds or mounds is recommended. It is better to raise the seedlings in trays or polythene bags for transplanting. After taking the pits for planting, apply lime @ 3kg/cent and incorporate with the soil. After one week of lime application apply organic manures @100kg/cent. Addition of Trichoderma enriched FYM can reduce the incidences of fungal wilts/rotting. The seedlings can be transplanted two weeks after the incorporation of organic manures.</p>	
Rice	Tillering	<p>Bacterial leaf blight</p> 	<p>Spray supernatant solution of cow dung water mixture (Dispense 20g cow dung in 1 L of water and filter the solution through muslin cloth). Place bags containing bleaching powder (2kg/acre) in the paddy fields. If infection is severe, spray Streptocyclin (150g/200 L of water for 1acre of land).</p>
	Seedlings	<p>Stem borer</p> 	<p>If attack is seen, apply Chlorantraniliprole 18.5% W/W SC @ 3ml per 10L of water</p>
Coconut	All stages	<p>Rhinoceros beetle</p>  <p>Dwarf varieties are more vulnerable to the attack.</p>	<p>Take out the beetles from the attacked palm crown using beetle hook. Swab the hole made by the beetles with Bordeaux paste to prevent entry of fungus through the cut surface.</p> <p>Clean the crown and the top most three leaf axils around the spindle may be filled with 250 gm sand which is mixed with 6g ferterra. This should be done thrice in a year ie, during May, September, and January.</p> <p>Keep complete field sanitation.</p>

Ginger	Early growth stage	<p>Bacterial wilt disease</p> 	<p>Use the seed materials which collected from the disease free places only. Dip the planting materials in streptomycin (200mg/litre) solution for 30 seconds before sowing.</p> <p>Apply lime @ 200 kg per acre of land and thoroughly mix with soil.</p> <p>Use bio control agents, Trichoderma/Pseudomonas.</p> <p>The affected plants if cut and kept in a glass of water, a white thread like bacterial oozing can be seen.</p> <p>Pull out and destroy the affected plants immediately when the disease is noticed.</p> <p>Drench the fields with 1% Bordeaux mixture</p>
Banana	Bunching	Birds	<p>Protect the bunches by covering with transparent polythene bags.</p>
Poultry	Various stages of growth	Cage hygiene	<p>Keep the cages dry. If moisture persists, ammonia may be generated from the droppings which will adversely affect the health of the birds.</p>

Sd/-
Nodal Officer,
GKMS Project, RARS Pilicode