



Agromet Advisory Bulletin for the District, Kannur

(19.10.2022 to 23.10.2022)

(Issued jointly by Kerala Agricultural University Regional Agricultural Research Station Pilicode & India Meteorological Department)



Bulletin Number: Pilicode/Knr-83/2022

Date: 18/10/2022

A. Weather Summary of preceding five days




Rainfall, mm	Max. temp., °C	Min. temp., °C	R. H., %	Wind speed, Km/h
9.3	32.8 – 34.6	24.2 – 25.5	72 - 94	00 - 08




B. Weather forecast for next five days

Parameters	19-10-2022	20-10-2022	21-10-2022	22-10-2022	23-10-2022
Rainfall, mm	25	16	45	36	20
Max. Temp, °C	33	34	34	32	32
Min. Temp, °C	25	25	25	25	25
Max. Relative Humidity, %	90	90	90	90	90
Min. Relative Humidity, %	68	68	68	68	68
Wind speed, km/h	6	3	3	3	4
Wind direction, degrees	250	250	270	250	320
Total cloud cover, octa	8	5	5	5	5

C. Agrometeorological Advisories

Crop	Stages	Problems	Agro-meteorological advisories
			Isolated heavy rainfalls **
<u>General conditions</u>			<p>There will be isolated heavy rainfalls (up to 115.5 mm within a time span of 24 hours.) may occur.</p> <p>As per the extended rainfall forecast, there will be rain during the next week also.</p> <p>The sky will be cloudy. High relative humidity will be experienced. High atmospheric temperature and heat index will be felt during the rain free intervals.</p>
<u>General Recommendations</u>			<p>The weather is favorable for the spread of fungal diseases like bud rot of coconut, mahali in arecanut, quick wilt in black pepper, rhizome rot diseases in ginger and turmeric.</p> <p>Maintain hygiene conditions in crop fields. Infected and fallen nuts, leaves and tree parts should be removed from the fields and burnt.</p> <p>Provide propping to tender stem crops like banana, tomato etc. Ensure sufficient drainage in crop fields. Give popping to slender stemmed and easily lodging crops like banana, vegetables etc.</p> <p>Take care while drying the harvested produces like rubber, cashew nut, copra etc., directly under the sun. Beware of thunder and lightning.</p>

Paddy	Main field for second crop (Mundakan season)	<p>Apply FYM/compost @ 20kg/cents and incorporate with the soil along with ploughing. To correct the iron toxicity problem of midland lateritic soils, apply lime/dolomite as recommended in the soil test result. If not, apply lime/dolomite @ 2kg/cents (40sq.m) and incorporate thoroughly with the soil at least 14 days before the application of chemical fertilizers. Repeat lime application at the same rate after 30-40 days of transplanting also</p> <p>To prevent the leaching loss of water and nutrients from the fields thoroughly block the crab holes and cracks on the bunds by plastering with mud.</p>	
Vegetables	Transplanting/sowing	<p>While preparing the land, incorporate lime @ 4kg/cent to the soil. Use Trichoderma enriched farm yard manure/compost. This will check the spread of wilt diseases.</p> <p>Before transplanting, dip the roots of the seedlings in slurry of pseudomonas (20g pseudomonas/litre of water) for 30 minutes. This will help the seedlings to grow vigorously.</p> <p>Also the seedlings can be sprayed with diluted pseudomonas culture solution (@20ml dissolved in one litre of water).</p>	
Coconut	All stages	<p>Yellowing of coconut</p> 	<p>Incorporate lime 1kg + dolomite 1kg (per palm) to the basin of the palms.</p> <p>After two weeks, apply borax @ 200g/palm and zinc sulphate @ 100g/palm and magnesium sulphate @500g/palm and potash @ 2kg/palm</p>
Coconut	All stages	<p>Bud rot</p> 	<p>Detection of disease at its early stage will help to adopt efficient corrective measures. Cut and remove the affected tissues from the crown and apply Bordeaux paste. After that cover the cut surface with polythene sheets to protect it from rain falls until new leaf emerges.</p> <p>Burn the removed tissues immediately.</p> <p>As a prophylactic measure spray 1% Bordeaux mixture into the axils of top leaves of the surrounding palms</p>
Coconut	All stages	<p>Rhinoceros beetle</p>  <p>Dwarf varieties and young palms are more vulnerable to the attack.</p>	<p>Take out the beetles from the attacked palm crown using beetle hook. Swab the hole made by the beetles with Bordeaux paste to prevent entry of fungus through the cut surface.</p> <p>Old fishnets can be reused for controlling the pest. Cut the nets into pieces of size 1m x 0.5m. Keep the middle portion of the net, lengthwise into the axils of 3rd and 4th leaf whirls of the palm. Push the net firmly with small stones into the axils. The hanging sides of the net should be kept open. The beetles will be trapped in the nets and get destroyed. Care should be taken to move the nets to upper leaf axils accordingly while fresh leaves are emerging.</p>

Black pepper	All stages	<p>Foot rot</p> 	<p>As prophylactic measure, apply 150 gram of Trichoderma enriched neem cake - cow dung mixture in the basins of the vines and incorporate thoroughly with the soil.</p> <p>If disease already appeared, drench soil in the plant basins with Redomil 0.2% (2g/litre of water). Spray the same on the leaves also.</p>
Banana	Various stages of growth	<p>Sigatoka leaf spot</p> 	<p>There should not be any water stagnation in the basins of the crop.</p> <p>As a prophylactic measure spray Pseudomonas (@ 20g/litre) at fortnight intervals.</p> <p>If disease appears:-Cut and burn all affected leaves. Spray Carbendazim and Mancozeb (@ 2ml per litre) alternatively at fortnight intervals</p>
Vegetables	Planting	<p>Downy mildew on cucurbits</p> 	<p>As a prophylactic measure apply 'Mancozeb'(@ 2g/l of water). If disease appeared, spray Akomin® (@3ml/L) on both surfaces of the leaves, thrice at 15 days interval. Remove and burn out the infested leaves.</p>
Live stock	Above 4 months old	Foot and Mouth diseases	Adopt vaccination for the animals, having age above 4months, from the nearest Veterinary hospital
Goat	All stages	Allergic diarrhea	To prevent dehydration and electrolyte losses give Ringer's lactate solution intravenously in consultation with the nearest veterinary doctor
Goat	Kids	Breed Depression	The new born kids may have a weakened immune system. To avoid this do not allow intra herd (within the farm) breeding. Promote copulation only with healthy males from outside farms.

**** Warning colour codes of rainfall (for disaster management)**

Warning (Take actions)	Alert (Be prepared)	Watch (Be updated)	No warning (No actions)
-------------------------------	----------------------------	---------------------------	--------------------------------

Sd/-
Nodal Officer,
GKMS Project, RARS Pilicode