

आजादी  
का  
अमृत महोत्सव



**Agromet Advisory Bulletin**  
**Kannur District**  
**(Valid from 20.07.2022 to 24.07.2022)**



## Agromet Advisory Bulletin for the District, Kannur

(20.07.2022 to 24.07.2022)

(Issued jointly by Kerala Agricultural University Regional Agricultural Research Station Pilicode & India Meteorological Department)



Bulletin Number: Pilicode/Knr-57/2022

Date: 19/07/2022

### A. Weather Summary of preceding five days




Rainfall, mm	Max. temp., °C	Min. temp., °C	R. H., %	Wind speed, Km/h
139.1	28.0 – 29.9	23.0 – 24.1	83 - 96	00 - 12





### B. Weather forecast for next five days

Parameters	20-07-2022	21-07-2022	22-07-2022	23-07-2022	24-07-2022
Rainfall, mm	25	20	19	21	18
Max. Temp, °C	30	31	31	31	31
Min. Temp, °C	24	24	24	24	24
Max. Relative Humidity, %	96	96	96	96	96
Min. Relative Humidity, %	83	83	83	83	83
Wind speed, km/h	8	8	10	8	7
Wind direction, degrees	340	320	320	320	320
Total cloud cover, octa	8	8	7	8	8

### C. Agrometeorological Advisories

Crop	Stages	Problems	Agro-meteorological advisories
			<b>Isolated heavy rainfalls **</b>
<b><u>General conditions</u></b>			<p>There will be Isolated heavy rainfalls (upto 115.5 mm within a time span of 24 hours.) As per the extended there will be rainfalls in the next week also.</p> <p>The sky will be cloudy. High relative humidity will be experienced. The atmospheric temperature will drop.</p>
<b><u>General Recommendations</u></b>			<p><b>Very heavy rainfalls were experienced during the last 5 days.</b></p> <p><b>Heavy rainfalls are forecasted in the district, for next five days. Keep all the drainage channels opened. Postpone fertilizer applications to the crops for few days, till rainfall subsides. Ensure proper drainage in cropped lands.</b></p> <p><b>Farmers of hilly tracts and places where there are possibilities for landslides are advised to keep vigilance and closely follow the advises of disaster management team.</b></p> <p>The increased temperature and humidity that was experienced during the last weeks might have caused the spread of fruiting bodies of fungal diseases like rots and wilts in coconut, arecanut, black pepper, rubber, ginger, banana etc.</p> <p>Keep hygiene in plantations. Infected nuts, leaves and tree parts should be removed from the</p>

	<p>fields and burnt.</p> <p>Give popping to all soft slender stemmed crops like banana, vegetables, climbers etc.</p> <p>Do not shelter the cattle in weak structures.</p> <p>Keep animal feeds, seeds, fertilizers etc. in termite free and moist free rooms on elevated platforms coated with wooden panels.</p> <p>If possible keep a buffer stock of paddy seeds, for catch cop if any exigent conditions arises.</p>		
Paddy	Maximum tillering stage	<p>Lower the water level in the field. Broadcast second dose of lime @ 250kg/ha. In places where the soil pH is below 5.0 apply lime @ 500kg/ha.</p> <p>The second dose of fertilizer can be applied r two weeks after lime application</p>	
Paddy	All stages	Blight	<p>In places where flooding occurred, there are chances of appearing blight and decaying of plants. As a precautionary measure place perforated bags which contain bleaching powder (2kg/acre), on the face of entry of water into the fields.</p>
Paddy	Tillering	<p>Leaf folder</p> 	<p>If leaf folder attack is seen, unfold the leaves by rolling thorny wires/twigs over the canopy. If the attack is severe spot spraying of flubendiamide @ 1.0 ml/10L is recommended. Attack will be more in shaded conditions. Avoid excessive Nitrogenous fertilizers</p>
Black pepper	Bearing stage	<p>Pollu beetle</p> 	<p>Mix quinalphos 25%EC (@ 2ml per litre) with 1% of Bordeaux mixture and spray</p>
Black pepper	Bearing stage	<p>Bactrial leaf spot</p> 	
Coconut	All stages	<p>In water stagnated areas, the rake the soil at the basin for aerating? If fertilizer application is not done apply lime @ 1kg/palm and incorporate with the soil. Go for fertilizer application only r two weeks after the lime application</p>	

Coconut	Bearing stage	<p>Nut and leaf rot</p> 	<p>Spray hexaconazole @2ml/litre) on the bud and crown Adopt Integrated Nutrient Management Practices for improving the crop health</p>
Banana	Various stages of growth	<p>Rhizome rot</p> 	<p>Ensure good drainage in the garden</p> <p>Drench with Streptocyclin antibiotic (@2g/10L)</p> <p>Or</p> <p>Copperhydroxide (20g/10L) at the basin of the plant.</p>
Livestock (Cows/Goats)	Any stage	<p>Foot rot disease</p> 	<p>Avoid water stagnation in and around the shelter houses. Adopt complete hygiene conditions for the animals. Wash the foot in 0.2% Potassium permanganate solution (2g potassium permanganate per litre of water) and dry the foot with cotton clothes.</p>
Livestock (Cows/Goats)	Milking	<p>Mastitis</p> 	<p>The disease is common on cows which are sheltered in unhygienic conditions.</p> <p><b>Prevention:-</b> Ensure hygienic conditions for the individual animals as well as their shelter and its surroundings The milking machines should be cleaned properly after every use. Boost the immunity of cattle by supplementing feeds with vitamins and minerals containing health tonics.</p> <p>If disease appears, give medication under the supervision of a Veterinary doctor immediately.</p>

**\*\* Warning colour codes of rainfall (for disaster management)**

Warning (Take actions)	Alert (Be prepared)	Watch (Be updated)	No warning (No actions)
------------------------	---------------------	--------------------	-------------------------

Sd/-  
Nodal Officer,  
GKMS Project, RARS Pilicode