



# Agromet Advisory Bulletin for the District, Kannur

(Valid from 21.11.2020 to 25.11.2020)

(Issued jointly by Kerala Agricultural University Regional Agricultural Research Station Pilicode & India Meteorological Department)



**Bulletin Number: Pilicode/Knr-93/2020**

**Date: 20/11/2020**


## A. Weather Summary of preceding four days







Rainfall, mm	Max. temp., °C	Min. temp., °C	R. H., %	Wind speed, Km/h
18.0	33.0 – 34.0	25.2-25.5	69–87	00 -08

## B. Weather forecast for next five days

Parameters	21.11.2020	22.11.2020	23.11.2020	24.11.2020	25.11.2020
Rainfall, mm	0	0	0	0	0
Max. Temp, °C	33	33	33	33	33
Min. Temp, °C	25	25	25	25	25
Max. Relative Humidity, %	87	87	87	87	87
Min. Relative Humidity, %	68	68	68	68	68
Wind speed, km/h	14	10	10	10	8
Wind direction, degrees	270	230	230	270	250
Total cloud cover, octa	5	3	3	2	5

## C. Agrometeorological Advisories

Crop	Stages	Problems	Agro-meteorological advisories
<b>General conditions</b>		<b>Very low rainfalls may occur in isolated one or two places.</b> <b>Rice, Copra and Rubber should not be left in the drying yards during night.</b>	
Paddy	All stages	Bacterial leaf blight 	Spray supernatant solution of the cow dung water mixture (Dispense 20g cow dung in 1 L of water and filter the solution through muslin cloth). Place bags containing bleaching powder (2kg/acre) in the paddy field at the entry face of running water into the field  If the infection is severe spray Streptocyclin 30g/200 L of water for 1acre.

Rice	Various stages	<p>Leaf roller</p> 	<p>If leaf folder attack is seen, unfold the leaves by rolling thorny wires/twigs over the canopy. Attack will be more in shaded conditions. Avoid excessive Nitrogenous fertilizers.</p> <p>If the attack is severe spot spraying of Coragen® @3ml/10 ltr of water is also advised.</p>
Coconut	Various stages	<p>Nut fall / Button shedding</p> 	<p>If nuts fall with the presence of sunken lesions at the perianth region having clear margins, spray the bunches with calyxin (@1ml per litre of water) mixed with a sticking agent, Agrowet (@ 1ml/litre).</p>
Vegetables	Cucurbitaceous vegetables :- Flowering and fruit setting	<p>Melon fruit flies</p> 	<p>Keep pheromone traps.</p> <p>Spray Malathion:- Mix 2 ml of Malathion in one litre of water. Dissolve 10g of jaggery in the solution to attract the flies. Spray this solution on lower sides of the leaves</p>
Vegetables	All stages	<p>Downy mildew on cucurbits</p> 	<p>As a prophylactic measure apply 'Mancozeb' (@ 2g/l of water). If disease appeared, spray Akomin® (@3ml/L) on both surfaces of the leaves, thrice at 15 days interval. Remove and burn out the infested leaves.</p>
Banana	All stages	<p>Pseudostem weevil</p> 	<p>Adopt good field sanitation.</p> <p>Apply Beauveria bassiana @ 20 g/l at 5, 6 and 7 month after planting.</p> <p>If affected, spray fipronil 0.015% (Fipronil 5SC @ 3 ml/l).into the wholes created by weevils on the pseudostem.</p>
Mango	Fruit setting stage	<p>Mango fruit flies</p> 	<p>Collect and destroy the fallen fruits by taking deep pits atleast 60 cm depth.</p> <p>Set up pheromone trap (methyl eugenol trap) @ 1 trap/15 cents.</p>