



Agromet Advisory Bulletin for the District, Kannur

(Valid from 25.11.2023 to 29.11.2023)

(Issued jointly by Kerala Agricultural University Regional Agricultural Research Station Pilicode & India Meteorological Department)



Bulletin Number: Pilicode/Knr-94/2023	Date: 24/11/2023
--	-------------------------

A. Weather Summary of preceding four days




Rainfall, mm	Max. temp., °C	Min. temp., °C	R. H., %	Wind speed, Km/h
7.0	32.6 – 35.3	24.8 – 25.7	63 – 94	04 - 04





B. Weather forecast for next five days

Parameters	25-11-2023	26-11-2023	27-11-2023	28-11-2023	29-11-2023
Average Rainfall, mm	15	10	8	5	2
Max. Temp, °C	33	35	35	35	35
Min. Temp, °C	25	26	26	26	26
Max. Relative Humidity, %	94	94	94	94	94
Min. Relative Humidity, %	63	63	63	63	63
Wind speed, km/h	2	2	4	2	2
Wind direction, degrees	230	270	270	270	290
Total cloud cover, octa	8	8	7	7	8

C. Agrometeorological Advisories

Crop	Stages	Problems	Agro-meteorological advisories
General conditions	Light to Moderate rainfalls **		
	<p>The sky will be cloudy. High relative humidity will be experienced.</p> <p>Low night temperature and high day temperature will be experienced. Hence there will be distinct difference between day time temperature and night temperature.</p> <p>There will be light rainfalls (from 2.5mm to 15.5 mm within a time span of 24 hours) in most places from November 24th to November 28th.</p>		
General Recommendations	<p>Do not spread produces (Copra, rice, vegetable seeds, rubber etc. under open conditions for drying. Keep the cattle feeds and fertilizers on elevated platforms in moisture free rooms.</p> <p>Harvesting of water in the cropped lands will help to delaying irrigation and drought. Mulch the crop basins. Prevent excessive drainage of the water from the field. The loosened soil while opening of basins for manuring tree crops may help for the penetration and collection of water in the soil. If possible divert the run-off water to such basins.</p> <p>Maintain hygiene conditions in crop fields. Infected and fallen nuts, leaves and tree parts should be removed from the fields and burnt.</p> <p>Provide propping to tender stem crops like banana, tomato etc. Ensure sufficient drainage in crop fields. Beware of lightning. Give popping to slender stemmed and easily lodging crops like banana, vegetables etc. Take care while drying the harvested produces like rubber, cashew nut, copra etc., directly under the sun.</p>		

Paddy	Transplanting in late second cropped (Mundakan season) areas, where flooding occurs during the monsoon season.	<p>Apply FYM/compost @ 20kg/cent and incorporate with the soil along with ploughing. To correct the iron toxicity problem in midland lateritic soils, apply lime/dolomite as recommended in the soil test result. If not, apply lime/dolomite @ 2kg/cent (40sq.m) and incorporate thoroughly with the soil at least 14 days before the application of chemical fertilizers. Repeat lime application at the same rate after 30-40 days of transplanting also</p> <p>To prevent the leaching loss of water and nutrients from the fields thoroughly block the crab holes and cracks on the bunds by plastering with mud.</p>	
Vegetables	Transplanting/ sowing	<p>While preparing the land, incorporate lime @ 4kg/cent to the soil. Use Trichoderma enriched farm yard manure/compost. This will check the spread of wilt diseases.</p> <p>Before transplanting, dip the roots of the seedlings in slurry of pseudomonas (20g pseudomonas/litre of water) for 30 minutes. This will help the seedlings to grow vigorously.</p> <p>Also the seedlings can be sprayed with diluted pseudomonas culture solution (@20ml dissolved in one litre of water).</p>	
Coconut	Various stages	<p>Nut fall / Button shedding</p> 	<p>If nuts fall with the presence of sunken lesions at the perianth region having clear margins, Spray Propiconazole or Hexaconazole fungicide (@1ml per litre of water) mixed with a sticking agent, Agrowet (@ 1ml/litre).</p>
Black pepper	All stages	<p>Foot rot</p> 	<p>As prophylactic measure, apply 150 gram of Trichoderma enriched neem cake - cow dung mixture in the basins of the vines and incorporate thoroughly with the soil. If disease already appeared, drench soil in the plant basins with Redomil 0.2% (2g/litre of water). Spray the same on the leaves also.</p>
Cashew	Pre-bearing stages	<p>Tea mosquito bug</p> 	<p>Two weeks after giving the first spray give second spray with Mancozeb (@2g/litre) and quinalphos (2ml/litre of Bordeaux mixture)</p>

Cashew	Flushing stage	<p>Root and stem borer</p> 	<p>Swabbing (above five years old trees only) with mud slurry and coal tar kerosene mixture at 1:2 proportion is recommended as a prophylactic measure. This combination can be externally applied on the stem to a height of 1.5m from the soil as well as on the exposed roots.</p>
Cucurbitaceus Vegetables	Flowering and fruit setting	<p>Melon fruit flies</p> 	<p>Keep pheromone traps.</p> <p>Spray Malathion: - Mix 2 ml of Malathion in one litre of water. Dissolve 10g of jaggery in the solution to attract the flies. Spray this solution on lower sides of the leaves</p>
Arecanut	Various growth stages	<p>Leaf blight</p> 	<p>Spray Propiconazole or Hexaconazole fungicide (1ml per litre of water). After a fortnight interval repeat spraying with copper oxychloride fungicide. If there is no water body near by the plants, drenching the plant basins with propiconazole/hexaconazole is also recommended.</p> <p>To keep the plants healthy apply Trichoderma enriched organic manures. Apply lime or dolomite @ 500g/plant. After two weeks apply 250g Rajphose + Potash 250g + Magnesium sulphate 150g + Borax 50g per plant. Reduce the fungus load in plantations by regulating humidity. For this adopt controlled irrigations only.</p>
Livestock	All Stages	<p>Theileriosis</p> 	<p>Theileriosis is a tick-borne disease caused by haemo-protozoan parasites of the Theileria genus. Tannulata causes tropical theileriosis which is common in North Kerala. Characteristic signs include fever and swollen superficial lymph nodes, and if the disease progresses, cattle rapidly lose condition</p> <p>For treatment: Buparvaquone, often accompanied by anti-inflammatory drugs and antidiuretics, if there is evidence of pulmonary edema.</p> <p>For prevention: spraying or dipping of animals with acaracides is the most frequently used method as it is transmitted by ticks.</p>

** Warning colour codes of rainfall (for disaster management)

Warning (Take actions)	Alert (Be prepared)	Watch (Be updated)	No warning (No actions)
------------------------	---------------------	--------------------	-------------------------

Sd/-
Nodal Officer,
GKMS Project, RARS Pilicode