



Agromet Advisory Bulletin for the District, Kannur

(Valid from 27.02.2021 to 03.03.2021)

(Issued jointly by Kerala Agricultural University Regional Agricultural Research Station Pilicode & India Meteorological Department)



Bulletin Number: Pilicode/Knr-17/2021

Date: 26/02/2021


A. Weather Summary of preceding four days






Rainfall, mm	Max. temp., °C	Min. temp., °C	R. H., %	Wind speed, Km/h
0.0	34.2 – 35.6	23.7-25.5	62–87	00 -12

B. Weather forecast for next five days

Parameters	27.02.2021	28.02.2021	01.03.2021	02.03.2021	03.03.2021
Rainfall, mm	0	0	0	0	0
Max. Temp, °C	35	36	36	36	36
Min. Temp, °C	25	24	24	24	24
Max. Relative Humidity, %	85	85	85	85	85
Min. Relative Humidity, %	60	60	60	60	60
Wind speed, km/h	12	10	12	10	10
Wind direction, degrees	290	230	230	230	270
Total cloud cover, octa	3	1	1	2	3

C. Agrometeorological Advisories

Crop	Stages	Problems	Agro-meteorological advisories
General conditions		Few chances for rainfall. Dry weather condition is expected during the week. Adopt management practices to minimize water loss from the soil and crops.	
Paddy	All stages	Blast disease 	Spray Fujione or Nativo (@ 2ml/litre of water)

Chilli	All stages	<p>Bacterial wilt</p> 	<p>Keep the field clean and spray antibiotic streptomycin (500mg) 1 capsule per 2 litre or drench the field with COC 2gm/L.</p>
Okra	All stages	<p>Shoot and Fruit borer</p> 	<p>Spray neem oil emulsion @ 5 %, at intervals of 15 to 20 days. Spraying with quinalphos 25 EC (2 ml per litre of water).</p>
Brinjal	Flowering and fruit setting	<p>Shoot and Fruit borer</p> 	<p>Remove and destroy affected fruits and shoots. Spray chlorantraniliprole (coragen 3ml per 10 l of water) 2-3 times at weekly interval.</p>
Vegetables	Different stages	<p>Sucking Pests</p> 	<p>Spray neem based insecticide (@ 4ml insecticide/litre of water). Repeat the spraying at every seven days intervals till flowering. If there is severe attack, spray Actara® (@2g/10 liters of water). Spray the insecticides on both surfaces of the leaves.</p>
Mango	Fruit setting stage	<p>Mango fruit flies</p> 	<p>Collect and destroy the fallen fruits by taking deep pits atleast 60 cm depth. Set up pheromone trap (methyl eugenol trap) @ 1 trap/15 cents.</p>
Bovines	<p>Viral diseases like lumpy skin and foot and mouth diseases</p>		<p>Adopt vaccination. Keep cattle sheds and its surroundings hygienic.</p>

Sd/-
Nodal Officer,
GKMS Project, RARS Pilicode