



# आजदी का अमृत महोत्सव

## Agromet Advisory Bulletin for the District, Kannur

(Valid from 28.07.2021 to 01.08.2021)

(Issued jointly by Kerala Agricultural University Regional Agricultural Research Station Pilicode & India Meteorological Department)



Bulletin Number: Pilicode/Knr-60/021

Date: 27/07/2021


### A. Weather Summary of preceding four days







Rainfall, mm	Max. temp., °C	Min. temp., °C	R. H., %	Wind speed, Km/h
98.5	29.0 - 31.0	24.0 - 25.6	79 - 95	00 - 12.0

### B. Weather forecast for next five days

Parameters	28-07-2021	29-07-2021	30-07-2021	31-07-2021	01-08-2021
Rainfall, mm	15	10	9	6	10
Max. Temp, °C	31	31	32	32	32
Min. Temp, °C	25	25	25	25	25
Max. Relative Humidity, %	96	96	96	96	96
Min. Relative Humidity, %	76	76	76	76	76
Wind speed, km/h	12	10	10	12	10
Wind direction, degrees	270	270	270	290	290
Total cloud cover, octa	8	8	8	8	8

### C. Agrometeorological Advisories

Crop	Stages	Problems	Agro-meteorological advisories
<b>General conditions</b>		<p><b>Light to Moderate Rainfalls are Very Likely in the district on next five days</b></p> <p>The high humidity together with increasing heat index may cause the spread of fungal diseases like rhizome rot in banana, mahali in arecanut, quick wilt in black pepper.</p> <p>In coastal areas there are rapid multiplications of Giant African snail, which is dangerous for the health of human beings, animals and plants.</p> <p>Complete the fertilizer applications quickly in places where first doses of fertilizers are not applied to the tree crops</p>	
Crops and Livestock	Different stages	<p>Giant African Snail</p> 	<p>For trapping the snails, put wet gunny bags filled with leaves of cabbage or cauliflower or papaya in the evening around cattle sheds/houses. The snails can be destroyed by putting them in saline water (200g salts per litre of water)</p> <p>The snails on the crops can be destroyed by spraying 0.3% (3g per litre of water) copper sulfate</p>

Rice	Tillering	<p>Leaf folder</p> 	<p>If leaf folder attack is seen, unfold the leaves by rolling thorny wires/twigs over the canopy. If the attack is severe spot spraying of flubendiamide @ 2.0 ml/10L is recommended. Attack will be more in shaded conditions. Avoid excessive Nitrogenous fertilizers</p>
Banana	Various stages of growth	<p>Rhizome rot</p> 	<p>Ensure good drainage in the garden</p> <p>Drench with Copper-oxy-chloride (@30g/10L) at the basin of the plant).</p>
Coconut and other tree crops	Various stages	<p>Ganoderma wilt</p> 	<p>Remove the mushroom like fruiting bodies of the fungus from the trunks of the trees. Smear hexaconazole (@3ml per litre of water). Drench basins of the crops with the same solution.</p>
Black pepper	All stages	<p>Wilt disease</p> 	<p>Spray Redomil (@2g/litre of water) or copper oxy chloride (@3g/litre of water)</p> <p>Drench the soil in the basins with the same preparation (@ 5 litre per vine) as mentioned above.</p>
Ginger	Early growth stage	<p>Stem borer</p> 	<p>Apply any neem based insecticide @4ml/l</p> <p style="text-align: center;">OR</p> <p>Spray Flubendiamide ( Fame -2 ml in10 litres of water ) 2-3 times at weekly interval.</p>
Areca nut	All stages	<p>Mahali disease</p> 	<p>Apply Bordeaux mixture (1%) to the bunch and leaves.</p>

