



आजदी
का
अमृत महोत्सव

Agromet Advisory Bulletin for the District, Kannur

(Valid from 28.08.2021 to 01.09.2021)

(Issued jointly by Kerala Agricultural University Regional Agricultural Research Station Pilicode & India Meteorological Department)



Bulletin Number: Pilicode/Knr-69/2021

Date: 27/08/2021

A. Weather Summary of preceding five days





Rainfall, mm	Max. temp., °C	Min. temp., °C	R. H., %	Wind speed, Km/h
120.6	32.2– 33.2	24.2 – 25.1	74 - 95	04 – 10

B. Weather forecast for next five days

Parameters	28-08-2021	29-08-2021	30-08-2021	31-08-2021	01-09-2021
Rainfall, mm	70	70	40	20	10
Max. Temp, °C	31	31	31	32	32
Min. Temp, °C	24	24	24	25	25
Max. Relative Humidity, %	90	90	90	90	90
Min. Relative Humidity, %	70	70	70	70	70
Wind speed, km/h	6	11	6	4	3
Wind direction, degrees	320	320	320	270	270
Total cloud cover, octa	8	8	8	6	4

C. Agrometeorological Advisories

Crop	Stages	Problems	Agro-meteorological advisories
			<p>Isolated heavy to extremely heavy rainfalls are Very Likely on next three days in the district.</p> <p>As per extended range rain forecast, there may be fairly widespread above normal rainfalls in the next week.</p> <p>Rice is in the grain hardening /harvesting stage. If possible quickly harvest all the matured crops. Open all the drainage channels and ensure good drainage in the fields.</p> <p>Do not keep harvested produces like rice, rubber, copra, vegetables, seeds, and fertilizers in open places.</p> <p>Store cattle feeds in moisture free rooms on elevated platforms to avoid contaminations</p> <p>Give strong propping to banana, vegetables and other soft stemmed crop plants. Ensure thorough drainage in the fields</p> <p>Postpone the application of fertilizers to the crops.</p>
General conditions			

Paddy	Flowering to milky stage	<p>Rice bug</p> 	<p>Strict vigilance is necessary at milky stage. Keep the field and bunds free of weeds and grasses.</p> <p>If attack is seen apply fish amino acid @ 20 ml/litre.</p>
Areca nut	All stages		<p>Apply Bordeaux mixture (1%) to the bunch and leaves.</p>
Ginger and Turmeric	All stages	<p>Rhizome rot</p> 	<p>Drain the field. Drench the field with 1% Bordeaux mixture.</p>
Coconut	All stages	<p>Bud rot</p> 	<p>As a preventive measure, small perforated sachets containing 2 g of mancozeb may be tied to the top leaf axil. When rains, a small quantity of the fungicide is released from the sachets to the leaf base and thus protecting the palm.</p> <p>Spray 1% Bordeaux mixture on the crown of palms.</p>