



Agromet Advisory Bulletin for the District, Kannur

(Valid from 29.09.2021 to 03.10.2021)

(Issued jointly by Kerala Agricultural University Regional Agricultural Research Station Pilicode & India Meteorological Department)



Bulletin Number: Pilicode/Knr-78/2021

Date: 28/09/2021

A. Weather Summary of preceding five days




Rainfall, mm	Max. temp., °C	Min. temp., °C	R. H., %	Wind speed, Km/h
46.3	29.2 – 32.2	24.1 – 25.6	77 – 96	00 – 10




B. Weather forecast for next five days


Parameters	29-09-2021	30-09-2021	01-10-2021	02-10-2021	03-10-2021
Rainfall, mm	30	15	10	5	9
Max. Temp, °C	30	31	32	32	32
Min. Temp, °C	24	25	25	25	25
Max. Relative Humidity, %	97	97	97	97	97
Min. Relative Humidity, %	78	78	78	78	78
Wind speed, km/h	10	8	8	10	10
Wind direction, degrees	230	230	250	290	320
Total cloud cover, octa	7	8	7	7	8

C. Agrometeorological Advisories

Crop	Stages	Problems	Agro-meteorological advisories
General conditions			Isolated heavy rainfalls are very likely to occur on day -1.
			<p>The sky will be cloudy or partially cloudy. Low night temperature and high day temperature will be experienced. Hence there will be large difference between day time temperature and night temperature. The atmospheric humidity also will be high.</p> <p>As per extended range forecast, cumulative normal rainfall is likely.</p> <p>Give popping to slender stemmed and easily lodging crops like banana, vegetables etc.</p> <p>The weather is favorable for the spread of fungal diseases like bud rot of coconut, mahali in arecanut, quick wilt in black pepper, rhizome rot diseases in ginger and turmeric.</p> <p>Take care while drying the harvested produces like rubber, cashew nut, copra etc., directly under the sun.</p>

Paddy second crop (Mundakan season)	Transplanting	Dip the roots of the seedlings in slurry of pseudomonas (20g pseudomonas/litre of water) for 30 minutes just before transplanting. This will help the seedlings to grow vigorously.	
Cool season vegetables	Land preparation	Lime or dolomite should be applied depending on soil acidity and incorporate thoroughly with the soil at least 14 days before the application of chemical fertilizers. This will not only reduce the acidity but also control the soil borne diseases.	
Coconut	All stages	<p style="text-align: center;">Bud rot</p> 	<p>In vulnerable areas, as preventive measures apply lime @ 2-3 kg/palm basally and adopt comprehensive nutrient management practices for improving the health of the palms.</p> <p>Detection of disease at its early stage will help to adopt efficient corrective measures. Cut and remove the affected tissues from the crown and apply Bordeaux paste. After that cover the cut surface with polythene sheets to protect it from rain falls until a new leaf emerges.</p> <p>Burn the removed tissues immediately.</p> <p>As a prophylactic measure spray 1% Bordeaux mixture into the top leaves' axils of the surrounding palms</p>
Coconut	All stages	<p style="text-align: center;">Leaf rot of coconut</p> 	<p>Remove and destroy the dried inflorescence and fallen nuts. Harvest all the matured nuts. After the harvest spray 1% Bordeaux Mixture or Copper oxy chloride (@3g/Litre) on the leaves and developing inflorescences and nuts</p> <p>After two weeks spray borax also on leaves @ 3g/l.</p>
Coconut	Bearing stage	<p style="text-align: center;">Nut rot</p> 	

Black pepper	All stages	<p>Quick wilt</p> 	<p>Spray Redomil (@2g/litre of water) or copper oxy chloride (@3g/litre of water)</p> <p>Drench the soil in the basins with the same preparation (@ 5 litre per vine) as mentioned above.</p>
Ginger and Turmeric	All stages	<p>Rhizome rot</p> 	<p>Drain the field. Drench the field with 1% Bordeaux mixture.</p>
Banana	Various stages of growth	<p>Panama wilt</p> 	<p>1. Prophylactic measures:</p> <p>Soil application of Pseudomonas @ 20g/litre of water.</p> <p>Dipping of suckers in carbendazim (@2g/litre of water) solution for 20 minutes before planting</p> <p>2. If disease appears</p> <p>Crop sanitation: Eradication of infected plants and application of lime in the pits (@1kg/pit</p> <p>Drenching with carbendazim, @2g/L of water</p> <p>Spraying propiconazole @1ml/litre of water on leaves of the surrounding plants.</p>
Areca nut	All stages	<p>Mahali disease</p> 	<p>Apply Bordeaux mixture (1%) to the bunch and leaves.</p>
Brinjal	Seedling	<p>Collar rot</p> 	<p>Spray and drench bavistin (@ 2g/litre)</p>

Cashew	Flowering stage	Tea mosquito bug 	Spray Quinalphos @ 2ml/L.
--------	-----------------	---	---------------------------

Sd/-
Nodal Officer,
GKMS Project, RARS Pilicode