

आजादी
का
अमृत महोत्सव



Agromet Advisory Bulletin
Kannur District
(Valid from 29.12.2021 to 02.01.2022)



Agromet Advisory Bulletin for the District, Kannur 29.12.2021 to 02.01.2022)

(Issued jointly by Kerala Agricultural University Regional Agricultural Research Station Pilicode & India Meteorological Department)



Bulletin Number: Pilicode/Knr-104/2021	Date: 28/12/2021
---	-------------------------

A. Weather Summary of preceding five days






Rainfall, mm	Max. temp., °C	Min. temp., °C	R. H., %	Wind speed, Km/h
00	33.5 – 34.3	22.3 – 23.6	65.0 – 93.1	00 - 10







B. Weather forecast for next five days

Parameters	29-12-2021	30-12-2021	31-12-2021	01-01-2022	02-01-2022
Rainfall, mm	0	0	0	0	0
Max. Temp, °C	34	34	34	34	34
Min. Temp, °C	22	22	22	22	22
Max. Relative Humidity, %	90	90	90	90	90
Min. Relative Humidity, %	65	65	65	65	65
Wind speed, km/h	6	7	8	8	7
Wind direction, degrees	230	270	270	270	270
Total cloud cover, octa	0	1	1	1	2

C. Agrometeorological Advisories

Crop	Stages	Problems	Agro-meteorological advisories
			No rain
<u>General conditions</u>			The sky will be cloudy to partially cloudy. Low night temperature and high day temperature will be experienced. Hence there will be large difference between day time temperature and night temperature. The atmospheric humidity also will be high.
			Fungal diseases like blight, leaf spots and wilt may spread in crops. Keep vigilance. Take control measures in the beginning stage of diseases.
			In plantation crops, water conservation measures should be adopted. Powdering the top soil uniformly spreading in the field, rain water harvesting pits (for which the bunds are strengthened by pineapple, vetiver etc.), cover cropping (especially with leguminous plants), coconut husk/coir pith drenching etc. will help to conserve the post monsoon rain water for a long period of time in the fields.

Paddy	Grain filling	<p style="text-align: center;">Rice bug</p> 	<p>Strict vigilance is necessary at milky stage. Keep the field and bunds free of weeds and grasses.</p> <p>If attack is seen apply fish amino acid @ 20 ml/litre.</p>
Coconut	All stages	<p style="text-align: center;">Rhinoceros beetle</p>  <p>Dwarf varieties and young palms are more vulnerable to the attack.</p>	<p>Take out the beetles from the attacked palm crown using beetle hook. Swab the hole made by the beetles with Bordeaux paste to prevent entry of fungus through the cut surface.</p> <p>Old fishnets can be used for controlling the pest. Cut the nets into pieces of size 1m x 0.5m. Keep the middle portion of the net, lengthwise into the axils of 3rd and 4th leaf whirls of the palm. Push the net firmly with small stones into the axils. The hanging sides of the net should be kept open. The beetles will be trapped in the nets and get destroyed. Care should be taken to move the nets to upper leaf axils accordingly while fresh leaves are emerging.</p>
Cashew	Seedlings (up to four years)	<p style="text-align: center;">Tea mosquito attack and associated fungal diseases</p> 	<p>Prophylactic spray of combination of Bordeaux mixture (1% strength) + quinalphos (2ml/litre of the Bordeaux mixture)</p> <p>If die back is seen apply combination of hexaconazole and malathione (@ hexaconosozole 1ml + malathione 1ml per litre of water)</p>
Mango	Flowering stage	<p style="text-align: center;">Mango hoppers</p> 	<p>Spray Azadirachtin (@5ml/litre Azadirachtin 3000pmm)</p>
Cucurbits	All stages	<p style="text-align: center;">Powdery mildew on cucurbits</p> 	<p>As a prophylactic measure apply 'Mancozeb'(@ 2g/l of water).</p> <p>If disease appeared, spray lime sulfur (@3g/L of water) on both surfaces of the leaves. Repeat after 10 days.</p>

Bitter gourd	All stages	<p>Fruit fly</p> 	<p>Setting up of pheromone trap(Cue lure @1/15 cent)</p> <p style="text-align: center;">+</p> <p>Spot application of 10 % jaggery containing 0.1 % malathion@1 spot/40 m² on underside of leaves at fortnight intervals.</p>
Amaranthus	All stages	<p>Leaf blight</p> 	<p>Avoid overhead irrigation. Irrigate gently the basal regions of the plants. If disease is severe, apply cow dung slurry supernatant (2%) as foliar spray and Pseudomonas fluorescens (2%) or Trichoderma viridae (2%) as soil application.</p>
Okra	All stages	<p>Jassids</p> 	<p>Spray Thiamethoxam @ 2gm/10litre of water.</p>
Chilli	Active growing stage	<p>Thrips and Mites</p> 	<p>Spray 'spiromesifen' (@1ml in litre of water)</p>
Bovines	All stage	<p>Lumpy skin</p> 	<p>Adopt vaccination.</p> <p>Keep cattle sheds and its surroundings hygienic.</p>
		<p>Foot and mouth diseases</p> 	

Goats	All stage	PPR disease 	Adopt vaccination. Keep cattle sheds and its surroundings hygienic
-------	-----------	--	---

Sd/-
Nodal Officer,
GKMS Project, RARS Pilicode

Thanks: Dr. Gunateeta, Chief Veterinary Officer, Palakkad