



आजदी
का
अमृत महोत्सव

Agromet Advisory Bulletin for the District, Kannur

(Valid from 30.06.2021 to 04.07.2021)

(Issued jointly by Kerala Agricultural University Regional Agricultural Research Station Pilicode & India Meteorological Department)



Bulletin Number: Pilicode/Knr-52/021	Date: 29/06/2021
--------------------------------------	------------------


A. Weather Summary of preceding five days





Rainfall, mm	Max. temp., °C	Min. temp., °C	R. H., %	Wind speed, Km/h
27.4	29.8 – 33.1	23.9 – 25.1	67 - 90	00 - 08

B. Weather forecast for next four days

Parameters	30-06-2021	01-07-2021	02-07-2021	03-07-2021	04-07-2021
Rainfall, mm	10	10	10	10	10
Max. Temp, °C	31	32	32	32	32
Min. Temp, °C	24	24	24	24	24
Max. Relative Humidity, %	89	89	89	89	89
Min. Relative Humidity, %	65	65	65	65	65
Wind speed, km/h	6	6	6	6	6
Wind direction, degrees	270	270	270	270	300
Total cloud cover, octa	4	6	8	7	8

C. Agrometeorological Advisories

Crop	Stages	Problems	Agro-meteorological advisories
General conditions		There will be rainfalls. The rainfalls plus bright sunshine hours favour the multiplication of mites in coconut. Boron deficiency in coconut is also seen. Alternative wetting and drying causes loss of nutrients from the surface soil. Hence nutrient deficiency symptoms like yellowing of leaves can be notice on the surface feeding crops like upland rice.	
Rice cultivated in uplands	Tillering	Nutrient deficiency 	Top dressing with urea @ 9kg/ha is recommended. In addition to this a foliar spraying of borax (@ 2g/litre) is also recommended.

Rice	Tillering	<p>Leaf folder</p> 	<p>If leaf folder attack is seen, unfold the leaves by rolling thorny wires/twigs over the canopy. If the attack is severe spot spraying of flubendiamide @ 1.0 ml/10L is recommended. Attack will be more in shaded conditions. Avoid excessive Nitrogenous fertilizers</p>
Coconut	All stages	<p>Boron deficiency</p> 	<p>Apply borax @ 100g/plant. Repeat the application along with the second dose of fertilizer application during September-October</p>
	All stages	<p>Stem bleeding</p> 	<p>Chisel out the affected parts and apply Bordeaux paste.</p> <p>Drench the palm basin (2m radius) with 40 litres of 1% Bordeaux mixture or soil drenching of Hexaconazole (Contaf®) 25ml/25 litre of water once in 4 months.</p> <p>After one month, apply 5 kg Trichoderma enriched neem cake and 500g of Ayar® (micro nutrient mixture)</p> <p>As a prophylactic measure apply the Trichoderma enriched neem cake and Ayar to the surrounding palms also if stem bleeding is prominent in the locality</p>
Black pepper	Seedlings	<p>Pollu beetle</p> 	<p>Spray quinalphos 25%EC @ 2mlper litre</p>

Sd/-
Nodal Officer,
GKMS Project, RARS Pilicode