



Agromet Advisory Bulletin for the District, Kannur

(Valid from 01.05.2021 to 05.05.2021)

(Issued jointly by Kerala Agricultural University Regional Agricultural Research Station Pilicode & India Meteorological Department)



Bulletin Number: Pilicode/Knr-35/2021

Date: 30/04/2021

A. Weather Summary of preceding four days



Rainfall, mm	Max. temp., °C	Min. temp., °C	R. H., %	Wind speed, Km/h
18.4	32.6 – 34.8	25.2 – 27.4	67 - 88	00 -08


B. Weather forecast for next five days

Parameters	01-05-21	02-05-21	03-05-21	04-05-21	05-05-21
Rainfall, mm	10	2	3	10	15
Max. Temp, °C	35	35	35	35	35
Min. Temp, °C	25	25	25	25	25
Max. Relative Humidity, %	88	88	88	88	88
Min. Relative Humidity, %	67	67	67	67	67
Wind speed, km/h	6	4	6	4	6
Wind direction, degrees	250	290	250	230	250
Total cloud cover, octa	6	7	7	7	8

C. Agrometeorological Advisories

Crop	Stages	Problems	Agro-meteorological advisories
			<p>Light to moderate rainfalls are very likely to occur</p> <p>Take care while drying the harvested products like rice, rubber, copra, pulses, vegetable seeds, etc directly under sun.</p> <p>Tree crops can be provided with first dose of the fertilizers. For their increased use efficiency, correct the soil pH before application. Lime/dolomite can be used as liming materials. Get the soil tested and closely follow the recommendations.</p> <p>Preparations to plant seedlings of tree crops can be started. The pits can be taken if there is sufficient moisture content in the soil. Ensure proper distance between the plants. The $\frac{2}{3}$ portions of the pits should be filled with the mixture of topsoil and powdered dry cow dung/compost.</p> <p>Take care while drying the harvested produces like rubber, cashew nut, copra etc., directly under the sun.</p>
	General conditions		

Paddy (Viruppu: First crop season)	Land preparation and sowing	Rice seeds can be broadcasted/dibbled in places where transplanting is not preferred during first crop season. The seed rate recommended is 80 to 90Kg/ha. After land preparations, spread the seeds uniformly so that there will be a spacing of 15 to 20cm between plants.	
Coconut Coconut Coconut	Fertilizer application	Basins can be opened for applying manures and fertilizers application. For bearing palms apply lime @ 1 to 2 kg per palm and FYM/Compost/Green leaf manures @ 25kg/palm. Apply fertilizers three weeks after lime application. For application of precise quantity of fertilizers, based on exact nutrient requirement, get the soil tested in a soil testing laboratory. For one year old palm apply only $\frac{1}{3}$ rd portion of the dose of manures and fertilizers recommended for the adult tree. Likewise, for two years old palm give $\frac{2}{3}$ rd portion of the full dose. The palms with age three years and above should be given the full dose.	
	Land preparation for sowing	Preparations for planting seedlings can be started. Take pits of size 1mx1mx1m. In laterite soils 1.2mx1.2mx1.2m sized pits are required. Fill 1/3 portion of the pits with a mixture of topsoil, powdered FYM and wood ash taken in equal proportion. Bunds should be provided on banks of the pits to prevent collection and stagnation of runoff water in the pits.	
	All stages	<p style="text-align: center;">Bud rot</p> 	<p>As a preventive measure, small perforated sachets containing 2 g of mancozeb may be tied to the top leaf axil. When rains, a small quantity of the fungicide is released from the sachets to the leaf base and thus protecting the palm.</p> <p>Spray 1% Bordeaux mixture on the crown of palms.</p>
Cashew	Flushing stage	<p>Root and stem borer</p> 	<p>Chisel out the grubs and swab the tree trunk with Carbosulfan 3ml/ /L of water and also drench the pesticide solution on to the soil near the root zone to minimize infestation.</p> <p>Swabbing (adult trees only) with mud slurry and coal tar kerosene mixture at 1:2 proportion is also recommended as a prophylactic measure.</p> <p>The exposed roots if any should be covered with soil.</p>
Ginger	Sowing	Wilt disease	<p>As a precaution, use Trichoderma enriched Farm Yard Manure (@1kg Trichoderma/Kg of FYM).</p> <p style="text-align: center;">OR</p> <p>Apply 25g each of Trichoderma per every 100 square meters of the seed bed.</p>

Arecanut	Bearing palms	Inflorescence die back and button shedding 	Warm humid conditions may cause this disease. Spray Hexaconazole (Contaf) 1 ml/litre or Bordeaux mixture 1%. Repeat after 20-25 days.
----------	---------------	---	---

Sd/-
Nodal Officer,
GKMS Project, RARS Pilicode