



Agromet Advisory Bulletin for the District, Kannur

(Valid from 31.07.2021 to 04.08.2021)

(Issued jointly by Kerala Agricultural University Regional Agricultural Research Station Pilicode & India Meteorological Department)



Bulletin Number: Pilicode/Knr-61/2021

Date: 30/07/2021

A. Weather Summary of preceding four days






Rainfall, mm	Max. temp., °C	Min. temp., °C	R. H., %	Wind speed, Km/h
55.2	30.6 - 31.7	23.0 - 26.0	76 - 95	00 - 12



B. Weather forecast for next five days

Parameters	31-07-2021	01-08-2021	02-08-2021	03-08-2021	04-08-2021
Rainfall, mm	14	12	7	11	12
Max. Temp, °C	32	32	32	32	32
Min. Temp, °C	24	25	25	25	25
Max. Relative Humidity, %	95	95	95	95	95
Min. Relative Humidity, %	75	75	75	75	75
Wind speed, km/h	16	18	20	18	18
Wind direction, degrees	290	290	290	270	270
Total cloud cover, octa	8	7	7	7	7

C. Agrometeorological Advisories

Crop	Stages	Problems	Agro-meteorological advisories
			<p>Light to Moderate Rainfalls are Very Likely in the district on next five days</p> <p>The high humidity together with increasing heat index may cause the spread of fungal diseases like rhizome rot in banana, mahali in arecanut, quick wilt in black pepper.</p> <p>In coastal areas there are rapid multiplications of Giant African snail, which is dangerous for the health of human beings, animals and plants.</p> <p>Complete the fertilizer applications quickly in places where first doses of fertilizers are not applied to the tree crops</p>
General conditions			

Crops and Livestock	Different stages	<p>Giant African Snail</p> 	<p>For trapping the snails, put wet gunny bags filled with leaves of cabbage or cauliflower or papaya in the evening around cattle sheds/houses. The snails can be destroyed by putting them in saline water (200g salts per litre of water)</p> <p>The snails on the crops can be destroyed by spraying 0.3% (3g per litre of water) copper sulfate</p>
Rice	Tillering	<p>Leaf folder</p> 	<p>If leaf folder attack is seen, unfold the leaves by rolling thorny wires/twigs over the canopy. If the attack is severe spot spraying of flubendiamide @ 2.0 ml/10L is recommended. Attack will be more in shaded conditions. Avoid excessive Nitrogenous fertilizers</p>
Banana	Various stages of growth	<p>Rhizome rot</p> 	<p>Ensure good drainage in the garden</p> <p>Drench with Copper-oxy-chloride (@30g/10L) at the basin of the plant).</p>
Coconut and other tree crops	Various stages	<p>Ganoderma wilt</p> 	<p>Remove the mushroom like fruiting bodies of the fungus from the trunks of the trees. Smear hexaconazole (@3ml per litre of water). Drench basins of the crops with the same solution.</p>
Black pepper	All stages	<p>Wilt disease</p> 	<p>Spray Redomil (@2g/litre of water) or copper oxy chloride (@3g/litre of water)</p> <p>Drench the soil in the basins with the same preparation (@ 5 litre per vine) as mentioned above.</p>

Ginger	Early growth stage	Stem borer 	Apply any neem based insecticide @4ml/l OR Spray Flubendiamide (Fame -2 ml in10 litres of water) 2-3 times at weekly interval.
Areca nut	All stages	Mahali disease 	Apply Bordeaux mixture (1%) to the bunch and leaves.

Sd/-
Nodal Officer,
GKMS Project, RARS Pilicode