



# Agromet Advisory Bulletin for the District, Kannur

(Valid from 31.08.2024 to 04.09.2024)

(Issued jointly by Kerala Agricultural University Regional Agricultural Research Station Pilicode & India Meteorological Department)



**Bulletin Number: Pilicode/Knr-70/2024**      **Date: 30/08/2024**

## A. Weather Summary of preceding four days




Rainfall, mm	Max. temp., °C	Min. temp., °C	R. H., %	Wind speed, Km/h
137.2	28.7 – 31.8	24.2 – 25.6	79 – 96	00 – 04




## B. Weather forecast for next five days

Parameters	31-08-2024	01-09-2024	02-09-2024	03-09-2024	04-09-2024
Average Rainfall, mm	25	10	8	8	20
Max. Temp, °C	30	31	31	31	31
Min. Temp, °C	24	25	25	25	25
Max. Relative Humidity, %	95	95	95	95	95
Min. Relative Humidity, %	80	80	85	85	85
Wind speed, km/h	5	8	8	8	7
Wind direction, degrees	290	270	340	290	290
Total cloud cover, octa	8	8	7	8	8

## C. Agrometeorological Advisories

Crop	Stages	Problems	Agro-meteorological advisories
	<b>Isolated Heavy Rainfall **</b>		
<b>General conditions</b>	The sky will be cloudy. High relative humidity will be experienced. The atmospheric temperature will come down.		
	There will be heavy to very heavy rainfalls (From 115.6mm to 204.4 mm within a time span of 24 hours) on August 30.		
	There will be isolated heavy rainfalls (From 64.5mm to 115.5 mm within a time span of 24 hours) from August 31 to September 03.		
<b>General Recommendations</b>	Drain the stagnating water from the cultivated areas where heavy water stagnations occurs.		
	Do not attempt to dry the products like rice, rubber, copra, pulses, vegetable seeds, etc directly under sun.		
	Give popping to all soft slender stemmed crops like banana, vegetables, climbers etc. Clean the drainage channels in crop lowlands to enable proper drainage of excess water in case of exigencies if any.		
	Do not shelter the cattle in houses with weak structures.		

	<p>Keep animal feeds, seeds, fertilizers etc. in termite free and moist free rooms on elevated platforms coated with wooden panels.</p> <p>Avoid activities under open conditions while there is lightning. Also do not expose livestock to such unfavorable weather conditions.</p> <p>There are chances of landslide and landslip, so people are advised to move to the nearest safe place.</p> <p>Spraying should be done only if sufficient intervals are available between the rainfalls.</p>		
Rice	All stages	Blight	In places where flooding occurred, there are chances of appearing blight and decaying of plants. As a precautionary measure place perforated bags which contain bleaching powder (2kg/acre), on the face of entry of water into the fields.
Rice	Various stages	<p>Leaf folder</p> 	If leaf folder attack is seen, unfold the leaves by rolling thorny wires/twigs over the canopy. If the attack is severe spot spraying of flubendiamide 39.35%SC @ 1.0 ml/10L is recommended. Attack will be more in shaded conditions. Avoid excessive Nitrogenous fertilizers
Coconut	Newly planted seedlings	Water stagnation and decaying of growing bud (bud rot)	<p>Do not allow water stagnation in the planted pits. Provide bunds around the pits to prevent the collection of runoff water in the pits.</p> <p>After the cessation of heavy rainfall, spray 1 % Bordeaux Mixture on the leaves and growing buds, only after mixing with a sticking agent to the fungicide.</p>
Coconut	All stages	<p>Bud rot</p> 	<p>Detection of disease at its early stage will help to adopt efficient corrective measures. Cut and remove the affected tissues from the crown and apply Bordeaux paste. After that cover the cut surface with polythene sheets to protect it from rain falls until new leaf emerges.</p> <p>Burn the removed tissues immediately.</p> <p>As a prophylactic measure spray 1% Bordeaux mixture into the axils of top leaves of the surrounding palms</p>
Black pepper	Newly planted/early growth stages	<p>Quick wilt disease</p> 	<p>Spray Redomil (@2g/litre of water) or copper oxy chloride (@3g/litre of water)</p> <p>Drench the soil in the basins with the same preparation (@ 5 litre per vine) as mentioned above.</p>

Black pepper	Bearing stage	<p>Pollu beetle/disease</p> 	<p>As a pyrolytic measure spray spray 1% Bordeaux mixture mixed with quinalphos (2ml/litre of Bordeaux mixture).</p> <p>If attack is seen spray solution containing hexaconazole (5ml) + cyhalothrin (3ml) per 5 litres of water.</p>
Banana	Various stages of growth	<p>Leaf eating caterpillar</p> 	<p>Ensure good drainage in the garden. Organic insecticides such as Shreya, Nanma etc. should be mixed with 10 ml of one liter of water and sprayed on both sides of the leaves.</p> <p>Spray quinalphos 20 EC (2 – 4 ml per litre of water).</p> <p>Spray flubendiamide 39.35 SC (2 ml, 10 litre of water).</p>
Cow	Milking	<p>Mastitis</p> 	<p>The disease is common on cows which are sheltered in unhygienic conditions.</p> <p><b>Symptoms:</b> - The symptoms are change in composition of milk and turning the milk into a yellow watery liquid, severe fever, lack of appetite, abortions etc. If not treated the cow may lose its milk yielding capacity permanently. Also the cow may lose mobility and gradually death may occur.</p> <p><b>Prevention:</b> - Ensure hygienic conditions for the individual animals as well as their shelter and its surroundings The milking machines should be cleaned properly after every use. Boost the immunity of cattle by supplementing feeds with vitamins and minerals containing health tonics.</p> <p>If disease appears, give medication under the supervision of a Veterinary doctor immediately.</p>

Sd/-  
Nodal Officer,  
GKMS Project, RARS Pilicode

\*\* Warning colour codes of rainfall (for disaster management)

Warning (Take actions)	Alert (Be prepared)	Watch (Be updated)	No warning (No actions)
------------------------	---------------------	--------------------	-------------------------