



Agromet Advisory Bulletin for the District, Kasaragod

(Valid from 02.10.2020 to 06.10.2020)

(Issued jointly by Kerala Agricultural University Regional Agricultural Research Station Pilicode & India Meteorological Department)



Bulletin Number: Pilicode/Ksd-79/2020

Date: 01/10/2020

A. Weather Summary of preceding three days





Rainfall, mm	Max. temp., °C	Min. temp., °C	R. H., %	Wind speed, Km/h
1.8	30.0 – 30.5	23.5 – 24.5	82– 96	01-02

B. Weather forecast for next five days

Parameters	02.10.2020	03.10.2020	04.10.2020	05.10.2020	06.10.2020
Rainfall, mm	0.3	3	4	3	3
Max. Temp, °C	32	32	32	32	32
Min. Temp, °C	25	25	25	25	25
Max. Relative Humidity, %	93	93	93	93	93
Min. Relative Humidity, %	80	80	80	80	80
Wind speed, km/h	14	10	12	14	14
Wind direction, degrees	290	270	270	290	290
Total cloud cover, octa	4	8	7	7	2

C. Agrometeorological Advisories

Crop	Stages	Problems	Agro-meteorological advisories
General conditions		Isolated rainfall may occur. The southwest monsoon will withdraw gradually.	Use short duration rice variety seeds for the second crop wherever there is difficulty in availability of water for irrigation during tillering to grain filling stages of the crop.
Paddy	Main field for second crop (Mundakan season)		Make the fields and bunds weed free. Block all the crab holes on the bunds. Apply FYM/compost @ 20kg/cent and incorporate with the soil along with ploughing. To correct the iron toxicity problem of midland lateritic soils, apply lime/dolomite as specifically recommended in the soil test result. If soil testing is not possible, the general recommendation is to apply lime/dolomite @ 2kg/cent (40sq.m) and incorporate thoroughly with the soil at least 14 days before the application of chemical fertilizers. Repeat lime application at the same rate after 30-40 days of transplanting.

Cool season vegetables	Land preparation	Lime or dolomite should be applied depending on soil acidity and incorporate thoroughly with the soil at least 14 days before the application of chemical fertilizers. This will not only reduce the acidity but also control the soil borne diseases.	
Coconut	All stages	<p>Rhinoceros beetle</p>  <p>Dwarf varieties are more vulnerable to the attack.</p>	<p>Take out the beetles from the attacked palm crown using beetle hook. Swab the hole made by the beetles with Bordeaux paste to prevent entry of fungus through the cut surface.</p> <p>Clean the crown and the top most three leaf axils around the spindle may be filled with 250 gm sand which is mixed with 6g ferterra. This should be done thrice in a year ie, during May, September, and January.</p> <p>Keep complete field sanitation.</p>
Coconut	All stages	<p>Bud rot</p> 	<p>As a preventive measure, small perforated sachets containing 2 g of mancozeb may be tied to the top leaf axil. When rains, a small quantity of the fungicide is released from the sachets to the leaf base and thus protecting the palm.</p> <p>Spray 1% Bordeaux mixture on the crown of palms.</p>
Black pepper	All stages	<p>Quick wilt</p> 	<p>Spray Redomil (@2g/litre of water) or copper oxy chloride (@3g/litre of water)</p> <p>Drench the soil in the basins with the same preparation (@ 5 litre per vine) as mentioned above.</p>
Ginger and Turmeric	All stages	<p>Rhizome rot</p> 	<p>Drain the field. Drench the field with 1% Bordeaux mixture.</p>

Sd/-
Nodal Officer,
GKMS Project, RARS Pilicode