



# आजदी का अमृत महोत्सव

## Agromet Advisory Bulletin for the District, Kasaragod

(Valid from 03.07.2021 to 07.07.2021)

(Issued jointly by Kerala Agricultural University Regional Agricultural Research Station Pilicode & India Meteorological Department)



Bulletin Number: Pilicode/Ksd-53/2021

Date: 02/07/2021

### A. Weather Summary of preceding four days






Rainfall, mm	Max. temp., °C	Min. temp., °C	R. H., %	Wind speed, Km/h
30.8	30.0 – 32.0	23.0 – 26.0	67 - 95	00 - 06

### B. Weather forecast for next five days

Parameters	03-07-2021	04-07-2021	05-07-2021	06-07-2021	07-07-2021
Rainfall, mm	7	9	4	5	3
Max. Temp, °C	31	32	32	32	32
Min. Temp, °C	24	25	25	25	25
Max. Relative Humidity, %	92	92	92	92	92
Min. Relative Humidity, %	65	65	65	65	65
Wind speed, km/h	12	10	12	12	12
Wind direction, degrees	230	270	320	320	290
Total cloud cover, octa	8	8	7	7	8

### C. Agrometeorological Advisories

Crop	Stages	Problems	Agro-meteorological advisories
			<p><b>There will be rainfalls.</b></p> <p>The rainfalls plus bright sunshine hours favour the multiplication of mites in coconut. Boron deficiency in coconut is also seen. Alternative wetting and drying causes loss of nutrients from the surface soil. Hence nutrient deficiency symptoms like yellowing of leaves can be notice on the surface feeding crops like upland rice.</p>
	<b>General conditions</b>		
Rice	Transplanting where wet nursery is practiced	<p>Thorough puddling and levelling of fields before transplanting are recommended. Block crab holes on the bunds to prevent loss of water and nutrients from the fields. Unblock the drainage channels.</p> <p>Dip the roots of the seedlings in Pseudomonas solutions (250g/750ml of water) for 20 minutes before planting the seedlings in main fields. The will help the plants for better root proliferation and to resist fungal diseases.</p> <p>While transplanting apply the fertilizer; Apply the fertilizer; 400g Urea, 900g Mussooriephos and 150g Muriate of potash for the medium duration varieties and 400g Urea, 700g Mussooriephos and 120g Muriate of potash for the short duration varieties to each cent (40 square meter) of land area. Apply potash only after two weeks of the lime application</p>	

Rice cultivated in uplands	Tillering	<p>Nutrient deficiency</p> 	<p>Top dressing with urea @ 9kg/ha is recommended.</p> <p>In addition to this a foliar spraying of borax (@ 2g/litre) is also recommended.</p>
Rice	Tillering	<p>Leaf folder</p> 	<p>If leaf folder attack is seen, unfold the leaves by rolling thorny wires/twigs over the canopy. If the attack is severe spot spraying of flubendiamide @ 1.0 ml/10L is recommended. Attack will be more in shaded conditions. Avoid excessive Nitrogenous fertilizers</p>
Coconut	All stages	<p>Boron deficiency</p> 	<p>Apply borax @ 100g/plant. Repeat the application along with the second dose of fertilizer application during September-October</p>
	All stages	<p>Stem bleeding</p> 	<p>Chisel out the affected parts and apply Bordeaux paste.</p> <p>Drench the palm basin (2m radius) with 40 litres of 1% Bordeaux mixture or soil drenching of Hexaconazole (Contaf®) 25ml/25 litre of water once in 4 months.</p> <p>After one month, apply 5 kg Trichoderma enriched neem cake and 500g of Ayar® (micro nutrient mixture)</p> <p>As a prophylactic measure apply the Trichoderma enriched neem cake and Ayar to the surrounding palms also if stem bleeding is prominent in the locality</p>
Black pepper	Seedlings	<p>Pollu beetle</p> 	<p>Spray quinalphos 25%EC @ 2mlper litre</p>