



## Agromet Advisory Bulletin for the District, Kasaragod

(Valid from 04.07.2020 to 08.07.2020)

(Issued jointly by Kerala Agricultural University Regional Agricultural Research Station Pilicode & India Meteorological Department)



Bulletin Number: Pilicode/Ksd-53/2020	Date: 03/07/2020
---------------------------------------	------------------


### A. Weather Summary of preceding four days






Rainfall, mm	Max. temp., °C	Min. temp., °C	R. H., %	Wind speed, Km/h
190.0	26.0– 28.5	23.8 – 25.0	75– 100	01 -03




### B. Weather forecast for next five days

Parameters	04.07.2020	05.07.2020	06.07.2020	07.07.2020	08.07.2020
Rainfall, mm	18	35	11	22	30
Max. Temp, °C	28	29	30	30	30
Min. Temp, °C	24	24	24	24	24
Max. Relative Humidity, %	95	95	95	95	95
Min. Relative Humidity, %	85	85	85	85	85
Wind speed, km/h	6	6	6	6	10
Wind direction, degrees	270	290	290	290	290
Total cloud cover, octa	8	8	8	8	8

### C. Agrometeorological Advisories

Crop	Stages	Problems	Agro-meteorological advisories
<b>General conditions</b>		<p style="background-color: yellow;">There will be rainfalls on coming days.</p> <p style="background-color: yellow;">Care should be taken to provide good drainage in the plantations. Adopt total field sanitations.</p>	
Paddy	All stages	<p style="text-align: center;">Bacterial leaf blight</p> 	<p>Spray supernatant solution of the cow dung water mixture (Dispense 20g cow dung in 1 L of water and filter the solution through muslin cloth). Place bags containing bleaching powder (2kg/acre) in the paddy field at the entry face of running water into the field</p> <p>If the infection is severe spray Streptocyclin 30g/200 L of water for 1acre.</p>

Rice	Nursery/Seedlings	<p>Leaf roller</p> 	<p>If leaf folder attack is seen, unfold the leaves by rolling thorny wires/twigs over the canopy. Attack will be more in shaded conditions. Avoid excessive Nitrogenous fertilizers.</p> <p>If the attack is severe spot spraying of Coragen® @3ml/10 ltr of water is also advised.</p>
Coconut	All stages	<p>Bud rot</p> 	<p>As a preventive measure, small perforated sachets containing 2 g of mancozeb may be tied to the top leaf axil. When rains, a small quantity of the fungicide is released from the sachets to the leaf base and thus protecting the palm.</p> <p>Spray 1% Bordeaux mixture on the crown of palms.</p>
Black pepper	Planting	<p>Wilt disease</p> 	<p>As prophylactic measure, apply 150 gram of Trichoderma enriched neem cake - cow dung mixture in the basins of the vines and incorporate thoroughly with the soil.</p>
Banana	Various stages of growth	<p>Sigatoka leaf spot</p> 	<p>Cut and burn all severely affected leaves. Spray 1% Bordeaux mixture with sticker soon after the appearance of symptoms (5 to 6 sprays at fortnightly intervals). Spray 1% petroleum based mineral oils. Spray 0.1% carbendazim or 0.2% Mancozeb alternatively @ fortnightly intervals. Spray Azoxystrobin, Tebuconazole, Difenconazole (0.1%).</p>
	Bunching	<p>Birds</p>	<p>Protect the bunches by covering with transparent polythene bags.</p>
Cowpea	Growing stage	<p>Fusarium wilt</p> 	<p>Sprary Bavistin (@ 2g/litre) or Contaf (@ 2ml/litre)</p>

Vegetables (Okra)	Planting	Aphids 	Spray Nimbicidin @ 4ml /L.
		Mealy bug 	
Animal Husbandry (Cattle)		Leptospirosis disease	Avoid the grazing of cattle in waterlogged areas.
		Foot and mouth disease	Approach the nearest veterinary hospital for vaccination.
		Anthrax disease	
	All stages	Ephemeral fever 	The ephemeral fever is appearing in cattle during the onset of rainy seasons. The fever is transmitted through blood sucking insects like flies and mosquitoes. Clinical symptoms include sudden onset of fever, loss of appetite, increased breathing and heart rate. Affected cattle often shiver and legs become stiff and lame. Watery discharges from the eyes and nose often occurs. Ephemeral fever has a short course of three days. Treatments are usually effective to maintain the blood circulation and avoid permanent muscle damage. If the cattle shows any symptom consult the nearest veterinary surgeon immediately and take necessary control measures with no delay.

Sd/-  
Nodal Officer,  
GKMS Project, RARS Pilicode