



Agromet Advisory Bulletin for the District, Kasaragod

(Valid from 05.05.2021 to 09.05.2021)

(Issued jointly by Kerala Agricultural University Regional Agricultural Research Station Pilicode & India Meteorological Department)



Bulletin Number: Pilicode/Ksd-36/2021

Date: 04/05/2021

A. Weather Summary of preceding four days




Rainfall, mm	Max. temp., °C	Min. temp., °C	R. H., %	Wind speed, Km/h
43.5	35.0 – 35.5	24.5 – 26.5	60 - 98	01 - 02

B. Weather forecast for next five days

Parameters	05-05-2021	06-05-2021	07-05-2021	08-05-2021	09-05-2021
Rainfall, mm	2	6	3	5	4
Max. Temp, °C	35	35	35	35	35
Min. Temp, °C	25	25	25	25	25
Max. Relative Humidity, %	85	85	85	85	85
Min. Relative Humidity, %	75	75	75	75	75
Wind speed, km/h	6	6	8	6	8
Wind direction, degrees	230	250	230	320	230
Total cloud cover, octa	7	7	6	8	6

C. Agrometeorological Advisories

Crop	Stages	Problems	Agro-meteorological advisories
General conditions			<p>Normal rainfall is predicted during this year as ENSO condition is neutral</p> <p>Light to moderate rainfalls are very likely to occur</p> <p>Take care while drying the harvested products like rice, rubber, copra, pulses, vegetable seeds, etc directly under sun.</p> <p>Tree crops can be provided with first dose of the fertilizers. For their increased use efficiency, correct the soil pH before application. Lime/dolomite can be used as liming materials. Get the soil tested and closely follow the recommendations.</p> <p>Pits can be taken for planting tree crops. Ginger and turmeric can be planted. The ²/₃ portions of the pits should be filled with the mixture of topsoil and powdered dry cow dung/compost.</p> <p>Ensure optimum plant to plant distance while planting/sowing crops.</p>

Paddy (Viruppu: First crop season)	Land preparation for first crop and sowing	<p>It is time for sowing (first crop) paddy.</p> <p>Preparation of seeds:- To prevent seed borne diseases, dress the seeds with Pseudomonas @ 10g/kg of seeds</p> <p>Nursery preparation for transplanting -. Apply dried and powdered farm yard manure or compost while preparing the nursery @ 1kg/m² and thoroughly incorporate to the soil.</p> <p>Main land preparation: Incorporate green manure with the first ploughing itself. Along with the second ploughing, apply lime@350kg/ha. After two weeks apply dried and powdered well rotten FYM (@5t/ha) and thoroughly mix it with the soil.</p>	
Coconut	Land preparation for sowing	<p>Preparations for planting seedlings can be started. Take pits of size 1mx1mx1m. In laterite soils 1.2mx1.2mx1.2m sized pits are required. Fill 1/3 portion of the pits with a mixture of topsoil, powdered FYM and wood ash taken in equal proportion. Bunds should be provided on banks of the pits to prevent collection and stagnation of runoff water in the pits.</p>	
	All stages	<p style="text-align: center;">Rhinoceros beetle</p>  <p>Dwarf varieties are more vulnerable to the attack.</p>	<p>Take out the beetles from the attacked palm crown using beetle hook. Swab the hole made by the beetles with Bordeaux paste to prevent entry of fungus through the cut surface.</p> <p>Clean the crown and the top most three leaf axils around the spindle may be filled with 250 gm sand which is mixed with 6g Ferterra. This should be done thrice in a year ie, during May, September, and January.</p> <p>Keep complete field sanitation.</p>
	All stages	<p style="text-align: center;">Red palm weevil</p> 	<p>The palms can be saved only if the attack is diagnosed at an early stage. Hence more frequently inspect the palms. The attack can be diagnosed by the presence of yellowing of upper and middle whorls of leaves and holes at the jointing region of leaf petioles to the trunk. Insect excrement, pupal cases etc. may also be seen in the crown or basins of the palms.</p> <p>Control: Prepare Spinosad solution (@ 4ml/litre of water) and fill in the holes.</p> <p>Adopt field sanitation.</p>
Cashew	Flushing stage	<p style="text-align: center;">Root and stem borer</p> 	<p>Chisel out the grubs and swab the tree trunk with Carbosulfan 3ml/ /L of water and also drench the pesticide solution on to the soil near the root zone to minimize infestation.</p> <p>Swabbing (adult trees only) with mud slurry and coal tar kerosene mixture at 1:2 proportion is also recommended as a prophylactic measure.</p> <p>The exposed roots if any should be</p>

आजदी
का
अमृत महोत्सव

			covered with soil.
--	--	--	--------------------

Sd/-
Nodal Officer,
GKMS Project, RARS Pilibode