

Bulletin Number: Pilicode/Ksd-71/2020

Date: 09/09/2020



A. Weather Summary of preceding four days





Rainfall, mm	Max. temp., °C	Min. temp., °C	R. H., %	Wind speed, Km/h
12.0	30.0 – 32.9	24.5 – 26.0	89– 96	01 -03

B. Weather forecast for next five days

Parameters	05.09.2020	06.09.2020	07.09.2020	08.09.2020	09.09.2020
Rainfall, mm	8	0	7	4	12
Max. Temp, °C	31	31	31	31	31
Min. Temp, °C	25	24	24	24	24
Max. Relative Humidity, %	90	90	90	90	90
Min. Relative Humidity, %	80	80	80	80	80
Wind speed, km/h	4	3	5	6	6
Wind direction, degrees	180	180	180	220	180
Total cloud cover, octa	7	4	8	6	8

C. Agrometeorological Advisories

Crop	Stages	Problems	Agro-meteorological advisories
General conditions		<p>There will be low rainfalls on coming days.</p> <p>Severity of fungal diseases (Rot and wilt) will increase on these days.</p>	
Coconut	All stages	<p>Rhinoceros beetle</p>  <p>Dwarf varieties are more vulnerable to the attack.</p>	<p>Take out the beetles from the attacked palm crown using beetle hook. Swab the hole made by the beetles with Bordeaux paste to prevent entry of fungus through the cut surface.</p> <p>Clean the crown and the top most three leaf axils around the spindle may be filled with 250 gm sand which is mixed with 6g ferterra. This should be done thrice in a year ie, during May, September, and January.</p> <p>Keep complete field sanitation.</p>
Coconut	All stages	<p>Bud rot</p> 	<p>As a preventive measure, small perforated sachets containing 2 g of mancozeb may be tied to the top leaf axil. When rains, a small quantity of the fungicide is released from the sachets to the leaf base and thus protecting the palm.</p> <p>Spray 1% Bordeaux mixture on the crown of palms.</p>

Black pepper	All stages	<p>Quick wilt</p> 	<p>Spray Redomil (@2g/litre of water) or copper oxy chloride (@3g/litre of water)</p> <p>Drench the soil in the basins with the same preparation (@ 5 litre per vine) as mentioned above.</p>
Banana	Various stages	<p>Hairy caterpillar</p> 	<p>Apply Azadirachtin (@ 4ml per litre of water).</p>
Areca nut	All stages	<p>Mahali disease</p> 	<p>Apply Bordeaux mixture (1%) to the bunch and leaves.</p>
Ginger and Turmeric	All stages	<p>Rhizome rot</p> 	<p>Drain the field. Drench the field with 1% Bordeaux mixture.</p>

Sd/-
Nodal Officer,
GKMS Project, RARS Pilicode