



# Agromet Advisory Bulletin for the District, Kasaragod

(Valid from 06.01.2021 to 10.01.2021)

(Issued jointly by Kerala Agricultural University Regional Agricultural Research Station Pilicode & India Meteorological Department)



<b>Bulletin Number: Pilicode/Ksd-02/2021</b>	<b>Date: 05/01/2021</b>
--	-------------------------


## A. Weather Summary of preceding five days



Rainfall, mm	Max. temp., °C	Min. temp., °C	R. H., %	Wind speed, Km/h
22.0	29.5 – 30.0	19.5 – 24.0	81– 96	01-02

## B. Weather forecast for next five days

Parameters	06.01.2021	07.01.2021	08.01.2021	09.01.2021	10.01.2021
Rainfall, mm	2	7	2	3	1
Max. Temp, °C	33	33	33	33	33
Min. Temp, °C	23	23	23	23	23
Max. Relative Humidity, %	90	90	90	90	90
Min. Relative Humidity, %	62	62	62	62	62
Wind speed, km/h	12	10	6	6	12
Wind direction, degrees	270	270	230	230	250
Total cloud cover, octa	6	8	8	7	7

## C. Agrometeorological Advisories

Crop	Stages	Problems	Agro-meteorological advisories
<b>General conditions</b>		<p><b>Isolated rainfalls and strong wind may occur.</b></p> <p>Prop bananas and vegetables</p> <p>Copra and Rubber, Arecanut etc should not be left in the drying yards during night.</p> <p>The climatic conditions are highly favourable for the spread of bacterial and fungal wilts in vegetables.</p>	
Paddy	Tillering	<p>Stem borer</p> 	<p>Egg masses are seen on the tip of the leaves. Collect and destroy the egg masses. Control measures should be taken if there are more than 2 egg masses in area of one square metre.</p> <p>Apply fish jiggery extract @ 6ml/L</p> <p>If there is severe attack, apply, Coragen® @ 3ml per 10L of water</p>
Vegetables	All stages	<p>Bacterial/Fungal Wilts</p>	<p>Prophylactic application of copper oxy chloride (@3g/litre) both on foliage and basins is recommended. Moist the soil before application of the fungicide. After application do not irrigate the crop for next two days.</p>

Banana	All stages	Leaf wilt	If wilting of leaf is seen, cut and remove and burn the affected leaves. Apply Bordeaux mixture (1%) or copper oxy chloride (@3g/litre)
Pumpkin	All stages	Pumpkin beetle 	Apply malathion 50 EC @ 3 ml / litre of water or malathion 50 EC @ 2 ml + neem oil 4ml per litre of water. After irrigation, drench the soil with malathion 50 EC @ 3 ml / litre of water. After the application of insecticide, with hold irrigation on next two days.
Cashew	Flushing stage	Tea mosquito bug 	Prophylactic measures: 1) The fungal biological control agent, <i>Beauveria bassiana</i> can be sprayed @ 20g/L <b>Or</b> 2) Spray quinalphos (2ml/litre) or Thiamethoxam (0.2g/L)

Sd/-  
Nodal Officer,  
GKMS Project, RARS Pilicode