



Agromet Advisory Bulletin for the District, Kasaragod

(Valid from 06.12.2023 to 10.12.2023)



(Issued jointly by Kerala Agricultural University Regional Agricultural Research Station Pilicode & India Meteorological Department)

Bulletin Number: Pilicode/Ksd-97/2023	Date: 05/12/2023
--	-------------------------

A. Weather Summary of preceding five days




Rainfall, mm	Max. temp., °C	Min. temp., °C	R. H., %	Wind speed, Km/h
0.0	33.8 – 34.0	24.0 – 25.0	76– 88	00 - 03





B. Weather forecast for next five days

Parameters	06-12-2023	07-12-2023	08-12-2023	09-12-2023	10-12-2023
Rainfall, mm	0.1	0	0	1	7
Max. Temp, °C	34	34	34	33	33
Min. Temp, °C	27	27	27	26	26
Max. Relative Humidity, %	91	91	91	91	91
Min. Relative Humidity, %	80	80	80	80	80
Wind speed, km/h	2	2	2	2	2
Wind direction, degrees	270	250	270	320	250
Total cloud cover, octa	6	5	4	7	8

C. Agrometeorological Advisories

Crop	Stages	Problems	Agro-meteorological advisories
<u>General conditions</u>	Light rainfalls **		
	<p>The sky will be cloudy. High relative humidity will be experienced.</p> <p>Low night temperature and high day temperature will be experienced. Hence there will be distinct difference between day time temperature and night temperature.</p> <p>There will be light rainfalls (from 2.5mm to 15.5 mm within a time span of 24 hours) in most places on December 05th, 07th, 08th and 09th.</p>		
<u>General Recommendations</u>	<p>Do not spread produces (Copra, rice, vegetable seeds, rubber etc. under open conditions for drying. Keep the cattle feeds and fertilizers on elevated platforms in moisture free rooms.</p> <p>Harvesting of water in the cropped lands will help to delaying irrigation and drought. Mulch the crop basins. Prevent excessive drainage of the water from the field. The loosened soil while opening of basins for manuring tree crops may help for the penetration and collection of water in the soil. If possible divert the run-off water to such basins.</p> <p>Maintain hygiene conditions in crop fields. Infected and fallen nuts, leaves and tree parts should be removed from the fields and burnt.</p> <p>Provide propping to tender stem crops like banana, tomato etc. Ensure sufficient drainage in crop fields. Beware of lightning. Give popping to slender stemmed and easily lodging crops like</p>		

	banana, vegetables etc. Take care while drying the harvested produces like rubber, cashew nut, copra etc., directly under the sun.		
Paddy	Transplanting in late second cropped (Mundakan season) areas, where flooding occurs during the monsoon season.	<p>Apply FYM/compost @ 20kg/cent and incorporate with the soil along with ploughing. To correct the iron toxicity problem in midland lateritic soils, apply lime/dolomite as recommended in the soil test result. If not, apply lime/dolomite @ 2kg/cent (40sq.m) and incorporate thoroughly with the soil at least 14 days before the application of chemical fertilizers. Repeat lime application at the same rate after 30-40 days of transplanting also</p> <p>To prevent the leaching loss of water and nutrients from the fields thoroughly block the crab holes and cracks on the bunds by plastering with mud.</p>	
Vegetables	Transplanting/ sowing	<p>While preparing the land, incorporate lime @ 4kg/cent to the soil. Use Trichoderma enriched farm yard manure/compost. This will check the spread of wilt diseases.</p> <p>Before transplanting, dip the roots of the seedlings in slurry of pseudomonas (20g pseudomonas/litre of water) for 30 minutes. This will help the seedlings to grow vigorously.</p> <p>Also the seedlings can be sprayed with diluted pseudomonas culture solution (@20ml dissolved in one litre of water).</p>	
Coconut	Various stages	<p>Nut fall / Button shedding</p> 	<p>If nuts fall with the presence of sunken lesions at the perianth region having clear margins, Spray Propiconazole or Hexaconazole fungicide (@1ml per litre of water) mixed with a sticking agent, Agrowet (@ 1ml/litre).</p>
Coconut	All stages	<p>Basal rot</p> 	<p>Drench the basin with Hexaconazole (25 ml in 25 L of water).</p> <p>After one week apply lime @ 2 kg per palm.</p> <p>Apply Potash @ 1 kg per palm three weeks after lime application to improve the health of palm, in addition to the regular dose.</p> <p>Avoid flood irrigation to prevent the spread of pathogen.</p>
Cashew	Pre-bearing stages	<p>Tea mosquito bug</p> 	<p>Two weeks after giving the first spray give second spray with Mancozeb (@2g/litre) and quinalphos (2ml/litre of Bordeaux mixture)</p>

Cabbage	All stages	<p style="text-align: center;">Rot</p> 	.As a prophylactic measure spray Pseudomonas 2% solution weekly once after head initiation.
Cucurbits	All stages	<p style="text-align: center;">Powdery mildew on cucurbits</p> 	As a prophylactic measure apply 'Mancozeb'(@ 2g/l of water). If disease appeared, spray Akomin® (@3ml/L) on both surfaces of the leaves, thrice at 15 days interval. Remove and burn out the infested leaves.
Pumpkin	All stages	<p style="text-align: center;">Pumpkin beetle</p> 	<p>Apply malathion 50 EC @ 3 ml / litre of water or malathion 50 EC @ 2 ml + neem oil 4ml per litre of water.</p> <p>After irrigation, drench the soil with malathion 50 EC @ 3 ml / litre of water. After the application of insecticide, with hold irrigation on next two days.</p>
Mango	Fruit setting stage	<p style="text-align: center;">Mango fruit flies</p> 	<p>Collect and destroy the fallen fruits by taking deep pits atleast 60 cm depth.</p> <p>Set up pheromone trap (methyl eugenol trap) @ 1 trap/15 cents.</p>

**** Warning colour codes of rainfall (for disaster management)**

Warning (Take actions)	Alert (Be prepared)	Watch (Be updated)	No warning (No actions)
-------------------------------	----------------------------	---------------------------	--------------------------------

Sd/-
Nodal Officer,
GKMS Project, RARS Pilicode