

Bulletin Number: Pilicode/ Ksd-54/2020	Date: 07/07/2020
---	-------------------------



A. Weather Summary of preceding five days






Rainfall, mm	Max. temp., °C	Min. temp., °C	R. H., %	Wind speed, Km/h
194.9	25.5– 30.0	23.0 – 25.0	78– 100	01 -03




B. Weather forecast for next five days

Parameters	08.07.2020	09.07.2020	10.07.2020	11.07.2020	12.07.2020
Rainfall, mm	25	20	35	30	45
Max. Temp, °C	30	30	30	30	30
Min. Temp, °C	23	23	23	23	23
Max. Relative Humidity , %	98	98	98	98	98
Min. Relative Humidity, %	82	82	82	82	82
Wind speed, km/h	16	8	10	14	8
Wind direction, degrees	230	230	270	270	250
Total cloud cover, octa	8	8	8	8	8

C. Agrometeorological Advisories

Crop	Stages	Problems	Agro-meteorological advisories
General conditions		<p style="background-color: yellow;">Medium to heavy rainfalls are likely on coming days.</p> <p style="background-color: green; color: white;">Do not apply fertilizers on heavy rainy days.</p> <p style="background-color: yellow;">Care should be taken to provide good drainage in the plantations. Adopt total field sanitations.</p>	
Paddy	All stages	<p>Bacterial leaf blight</p> 	<p>Spray supernatant solution of the cow dung water mixture (Dispense 20g cow dung in 1 L of water and filter the solution through muslin cloth). Place bags containing bleaching powder (2kg/acre) in the paddy field at the entry face of running water into the field</p> <p>If the infection is severe spray Streptocyclin 30g/200 L of water for 1acre.</p>
Rice	Nursery/Seedlings	<p>Leaf roller</p> 	<p>If leaf folder attack is seen, unfold the leaves by rolling thorny wires/twigs over the canopy. Attack will be more in shaded conditions. Avoid excessive Nitrogenous fertilizers.</p> <p>If the attack is severe spot spraying of Coragen® @3ml/10 ltr of water is also advised.</p>

Coconut	All stages	<p style="text-align: center;">Yellowing and bud rot disease</p> 	<p>In hilly tracts, there are chances for the occurrence of ‘yellowing of coconut leaves’. This happens mainly due to the deficiencies of secondary and micro nutrients. This may bring bud rot disease, as weak palms may get infected easily. Apply lime @ 2 kg/palm. Apply 500g of Ayar® (micro nutrient mixture) along with the recommended dose of NPK fertilizers, after two weeks of lime application.</p> <p>As a prophylactic measure, spray 1% Bordeaux mixture on the spindle leaves and crown of the neighbouring palms.</p> <p>If the disease appears, in its early stages, cut and remove the affected tissues from the crown and apply Bordeaux paste. After that cover the cut surface with polythene sheets to protect it from rain falls until a new leaf emerges. Burn the removed tissues immediately.</p>
Coconut	All stages	<p style="text-align: center;">Stem bleeding</p> 	<p>Chisel out the affected parts and apply Bordeaux paste.</p> <p>Drench the palm basin (2m radius) with 40 litres of 1% Bordeaux mixture.</p> <p>After one month, apply 5 kg Trichoderma enriched neem cake and 500g of Ayar® (micro nutrient mixture)</p>
Arecanut	Bearing stage	<p style="text-align: center;">Leaf and Inflorescence rot</p> 	<p>Ensure good drainage in the gardens. Prune the shade trees surrounding the palms and ensure good light penetration in the gardens. Apply 1kg lime per vine in the basins. Application of 100gm potash per palm, in addition to the normal dose also is recommended. Apply Bordeaux mixture (1%) to the inflorescences and leaves.</p>
		<p style="text-align: center;">Premature nut fall</p> 	<p>Give an extra dose of 100g potash per palm</p>
Black pepper	Planting	<p style="text-align: center;">Wilt disease</p> 	<p>As prophylactic measure, apply 150 gram of Trichoderma enriched neem cake - cow dung mixture in the basins of the vines and incorporate thoroughly with the soil.</p>

Banana	Various stages of growth	<p>Sigatoka leaf spot</p> 	<p>Cut and burn all severely affected leaves. Spray 1% Bordeaux mixture with sticker soon after the appearance of symptoms (5 to 6 sprays at fortnightly intervals). Spray 1% petroleum based mineral oils. Spray 0.1% carbendazim or 0.2% Mancozeb alternatively @ fortnightly intervals. Spray Azoxystrobin, Tebuconazole, Difenconazole (0.1%).</p>
	Bunching	Birds	<p>Protect the bunches by covering with transparent polythene bags.</p>
	Various stages	<p>Pseudostem weevil</p> 	<p>Ensure field sanitation. Cut and remove the hanging leaves. If there is incidence of pseudostem weevil, swab the pseudostem and fill the leaf axils with diluted Acephate® + wetting agent (Acetar® 75SP @ 2g + wetting agent 1ml per litre of water).</p>
Animal Husbandry (Cattle)	All stages	<p>Ephemeral fever</p> 	<p>The ephemeral fever is appearing in cattle during the onset of rainy seasons. The fever is transmitted through blood sucking insects like flies and mosquitoes. Clinical symptoms include sudden onset of fever, loss of appetite, increased breathing and heart rate. Affected cattle often shiver and legs become stiff and lame. Watery discharges from the eyes and nose often occurs. Ephemeral fever has a short course of three days. Treatments are usually effective to maintain the blood circulation and avoid permanent muscle damage. If the cattle shows any symptom consult the nearest veterinary surgeon immediately and take necessary control measures with no delay.</p>

Sd/-
Nodal Officer,
GKMS Project, RARS Pilicode