



Agromet Advisory Bulletin for the District, Kasaragod

(Valid from 08.09.2021 to 12.09.2021)

(Issued jointly by Kerala Agricultural University Regional Agricultural Research Station Pilicode & India Meteorological Department)



Bulletin Number: Pilicode/Ksd-72/2021

Date: 07/09/2021

A. Weather Summary of preceding five days





Rainfall, mm	Max. temp., °C	Min. temp., °C	R. H., %	Wind speed, Km/h
139.7	27.5 – 30.0	22.0 – 24.0	62 - 100	03


B. Weather forecast for next five days

Parameters	08-09-2021	09-09-2021	10-09-2021	11-09-2021	12-09-2021
Rainfall, mm	30	20	20	10	20
Max. Temp, °C	29	29	29	29	29
Min. Temp, °C	24	24	24	24	24
Max. Relative Humidity, %	97	97	97	97	97
Min. Relative Humidity, %	85	85	85	85	85
Wind speed, km/h	5	6	6	7	8
Wind direction, degrees	250	210	270	290	270
Total cloud cover, octa	8	8	8	8	8

C. Agrometeorological Advisories

Crop	Stages	Problems	Agro-meteorological advisories
			Low to medium rainfalls are Very Likely on next five days in the district.
			<p>As per extended range rain forecast, there may be fairly widespread above normal rainfalls in the next week.</p> <p>If possible quickly harvest all the matured crops. Drain the water from the fields to hasten the hardening of the grains</p> <p>Do not keep harvested produces like rice, rubber, copra, vegetables, seeds, and fertilizers in open places.</p> <p>Store cattle feeds in moisture free rooms on elevated platforms to avoid contaminations</p> <p>Give strong propping to banana, vegetables and other soft stemmed crop plants. Ensure thorough drainage in the fields</p>
	<u>General conditions</u>		

<u>General conditions</u>		If there is any standing water in basins/pits of the newly planted tree crops, manually remove the water. Provide good drainage, For aerating the soil give 20 – 30 cm deep raking in the basin. Spray 1% Bordeaux mixture on the leaves and growing region. Drenching the basins with the same will also help to prevent fungus and bacterial infections.	
Coconut	All stages	<p style="text-align: center;">Stem bleeding</p> 	<p>Chisel out the affected parts and apply Bordeaux paste.</p> <p>Drench the palm basin (2m radius) with hexaconazole (@25ml/25litre of water per palm). Repeat this procedure once more after four months</p> <p>After one month, uniformly spread 5 kg Trichoderma enriched neem cake in the basin and incorporate with the soil</p>
Coconut	All stages	<p style="text-align: center;">Bud rot disease</p> 	<p>In vulnerable areas, as preventive measures apply lime @ 2-3 kg/palm basally and adopt comprehensive nutrient management practices for improving the health of the palms.</p> <p>Detection of disease at its early stage will help to adopt efficient corrective measures. Cut and remove the affected tissues from the crown and apply Bordeaux paste. After that cover the cut surface with polythene sheets to protect it from rain falls until a new leaf emerges.</p> <p>Burn the removed tissues immediately.</p> <p>As a prophylactic measure spray 1% Bordeaux mixture into the top leaves' axils of the surrounding palms</p>
Papaya	All stages	<p style="text-align: center;">Papaya leaf curl</p> 	<p>Try to detect the disease symptoms at its early stage itself and immediately remove the affected plants and burn them without keeping..</p>
Black pepper	Bearing stage	<p style="text-align: center;">Pollu beetle and disease</p> 	<p>Prophylactic spray of combination Bordeaux mixture (1% strength) + quinalphos (2ml/litre of the Bordeaux mixture)</p> <p>If damage is visible apply combination of hexaconazole and deltamethrin (@ hexaconazole 1ml + deltamethrin 0.5ml per litre of water)</p>

Okra	All stages	Shoot and Fruit borer 	Spray neem oil emulsion @ 5 %, at intervals of 15 to 20 days. OR Spray quinalphos 25 EC (2 ml per litre of water).
------	------------	--	--

Sd/-
Nodal Officer,
GKMS Project, RARS Pilicode