



## Agromet Advisory Bulletin for the District, Kasaragod

(Valid from 09.09.2020 to 13.09.2020)

(Issued jointly by Kerala Agricultural University Regional Agricultural Research Station Pilicode & India Meteorological Department)



Bulletin Number: Pilicode/Ksd-72/2020

Date: 08/09/2020

### A. Weather Summary of preceding five days






Rainfall, mm	Max. temp., °C	Min. temp., °C	R. H., %	Wind speed, Km/h
78.2	28.0 – 32.5	24.0 – 25.5	92– 100	03 -04


### B. Weather forecast for next five days

Parameters	09.09.2020	10.09.2020	11.09.2020	12.09.2020	13.09.2020
Rainfall, mm	7	11	20	30	15
Max. Temp, °C	30	30	30	30	30
Min. Temp, °C	24	24	24	24	24
Max. Relative Humidity, %	97	97	97	97	97
Min. Relative Humidity, %	82	82	82	82	82
Wind speed, km/h	10	20	24	20	14
Wind direction, degrees	200	180	180	230	250
Total cloud cover, octa	8	8	8	8	8

### C. Agrometeorological Advisories

Crop	Stages	Problems	Agro-meteorological advisories
			<p><b>There will be isolated concentrated rainfalls on coming days (please see the forecast given above).</b></p> <p><b>Thunder storm also can be expected.</b></p>
	<b>General conditions</b>		<p>Harvest all the ripened rice and vegetables as early as possible and transport to a safer area.</p> <p>Ensure good drainage in paddy fields where grains are in maturity stage.</p> <p>Give support to slender stem crops like banana, vegetables through propping.</p> <p>Care should be taken while drying the harvested grains, seeds, rubber sheets, copra etc. directly under sun.</p> <p>Postpone the fertilizer application to the crops.</p>

Coconut	All stages	<p>Leaf blight</p> 	<p>Remove severely affected older leaves and burn it. Spray the trees with 1% Bordeaux mixture</p>
		<p>Sooty mould</p> 	<p>Foliar spray 1% starch water on the affected leaves.</p>
Coconut	All stages	<p>Rhinoceros beetle</p>  <p>Dwarf varieties are more vulnerable to the attack.</p>	<p>Take out the beetles from the attacked palm crown using beetle hook. Swab the hole made by the beetles with Bordeaux paste to prevent entry of fungus through the cut surface. Clean the crown and the top most three leaf axils around the spindle may be filled with 250 gm sand which is mixed with 6g ferterra. This should be done thrice in a year ie, during May, September, and January. Keep complete field sanitation.</p>
Cashew	Flowering stage	<p>Tea mosquito bug</p> 	<p>Spray Quinalphos @ 2ml/L .</p>
Black pepper	All stages	<p>Quick wilt</p> 	<p>Spray Redomil (@2g/litre of water) or copper oxy chloride (@3g/litre of water) Drench the soil in the basins with the same preparation (@ 5 litre per vine) as mentioned above.</p>

Cowpea	Pod development stage	<p style="text-align: center;">Pod bug</p> 	Spray Takumi @ 2 gm/ 10 L.
--------	-----------------------	--	----------------------------

Sd/-  
Nodal Officer,  
GKMS Project, RARS Pilicode