



Agromet Advisory Bulletin for the District, Kasaragod

(Valid from 10.10.2020 to 14.10.2020)

(Issued jointly by Kerala Agricultural University Regional Agricultural Research Station Pilicode & India Meteorological Department)



Bulletin Number: Pilicode/Ksd-81/2020

Date: 09/10/2020

A. Weather Summary of preceding four days




Rainfall, mm	Max. temp., °C	Min. temp., °C	R. H., %	Wind speed, Km/h
25.6	30.5 – 31.0	22.5 – 26.0	67– 96	00-01

B. Weather forecast for next five days

Parameters	10.10.2020	11.10.2020	12.10.2020	13.10.2020	14.10.2020
Rainfall, mm	20	20	40	25	20
Max. Temp, °C	32	32	32	32	32
Min. Temp, °C	23	23	23	23	23
Max. Relative Humidity, %	95	95	95	95	95
Min. Relative Humidity, %	80	80	80	80	80
Wind speed, km/h	14	10	12	18	20
Wind direction, degrees	230	290	230	200	290
Total cloud cover, octa	8	8	8	8	8

C. Agrometeorological Advisories

Crop	Stages	Problems	Agro-meteorological advisories
General conditions		Isolated heavy rainfalls are likely to occur. Quickly complete the harvests.	
Rice	Main field for second crop (Mundakan season)	Make the fields and bunds weed free. Block all the crab holes on the bunds. Apply FYM/compost @ 20kg/cents and incorporate with the soil along with ploughing. To correct the iron toxicity problem of midland lateritic soils, apply lime/dolomite as specifically recommended in the soil test result. If soil testing is not possible, the general recommendation is to apply lime/dolomite @ 2kg/cents (40sq.m) and incorporate thoroughly with the soil at least 14 days before the application of chemical fertilizers. Repeat lime application at the same rate after 30-40 days of transplanting.	
	Transplanting	Dip the roots of the seedlings in slurry of pseudomonas (20g pseudomonas/litre of water) for 30 minutes just before transplanting. This will help the seedlings to grow vigorously.	

Vegetables	Transplanting/ sowing	<p>While preparing the land, incorporate lime @ 4kg/cent to the soil. Use Trichoderma enriched farm yard manure/compost. This will check the spread of wilt diseases.</p> <p>Before transplanting, dip the roots of the seedlings in slurry of pseudomonas (20g pseudomonas/litre of water) for 30 minutes. This will help the seedlings to grow vigorously.</p> <p>Also the seedlings can be sprayed with diluted pseudomonas culture solution (@20ml dissolved in one litre of water).</p>	
Coconut	All stages	<p style="text-align: center;">Bud rot disease</p> 	<p>In vulnerable areas, as preventive measures apply lime @ 2-3 kg/palm basally and adopt comprehensive nutrient management practices for improving the health of the palms.</p> <p>Detection of disease at its early stage will help to adopt efficient corrective measures. Cut and remove the affected tissues from the crown and apply Bordeaux paste. After that cover the cut surface with polythene sheets to protect it from rain falls until a new leaf emerges.</p> <p>Burn the removed tissues immediately.</p> <p>As a prophylactic measure spray 1% Bordeaux mixture into the top leaves' axils of the surrounding palms</p>
Black pepper	All stages	<p style="text-align: center;">Foot rot</p> 	<p>As prophylactic measure, apply 150 gram of Trichoderma enriched neem cake - cow dung mixture in the basins of the vines and incorporate thoroughly with the soil.</p> <p>If disease already appeared, drench soil in the plant basins with Redomil 0.2% (2g/litre of water). Spray the same on the leaves also.</p>
Cashew	Newly planted seedlings	<p style="text-align: center;">Tea mosquito attack and associated fungal diseases</p> 	<p>Prophylactic spray of combination Bordeaux mixture (1% strength) + quinalphos (2ml/litre of the Bordeaux mixture)</p>

Sd/-
Nodal Officer,
GKMS Project, RARS Pilicode