



## Agromet Advisory Bulletin for the District, Kasaragod

(Valid from 11.11.2020 to 15.11.2020)

(Issued jointly by Kerala Agricultural University Regional Agricultural Research Station Pilicode & India Meteorological Department)



Bulletin Number: Pilicode/Ksd-90/2020

Date: 10/11/2020


### A. Weather Summary of preceding five days




Rainfall, mm	Max. temp., °C	Min. temp., °C	R. H., %	Wind speed, Km/h
0.0	30.0 – 30.5	21.5 – 25.0	88– 96	02-05

### B. Weather forecast for next five days

Parameters	11.11.2020	12.11.2020	13.11.2020	14.11.2020	15.11.2020
Rainfall, mm	0	0	0	0	0
Max. Temp, °C	32	32	32	32	32
Min. Temp, °C	22	22	22	22	22
Max. Relative Humidity, %	95	95	95	95	95
Min. Relative Humidity, %	35	35	35	35	35
Wind speed, km/h	5	6	4	3	3
Wind direction, degrees	270	270	270	320	230
Total cloud cover, octa	2	2	2	2	2

### C. Agrometeorological Advisories

Crop	Stages	Problems	Agro-meteorological advisories
<b>General conditions</b>		<p><b>Few chances for rainfall to occur.</b></p> <p><b>Mulch the soil to prevent water loss from the soil.</b></p> <p><b>Start all possible drought mitigation measures in the plantations</b></p>	
Rice	All stages	<p>Case worm</p> 	<p>Destroy the dislodged larvae. After pulling a rope swabbed with kerosene or engine oil. Drain away the water from the fields. Broadcast the mixture containing 1L of kerosene in 25 kg of saw dust or sand in the field.</p>

Coconut	All stages	Drought Management	<ol style="list-style-type: none"> <li>1) Cut two green leaves from the bottom layer, to reduce the water loss from the tree.</li> <li>2) Apply coir pith/coir pith compost in the basins to increase water holding capacity</li> <li>3) Mulch the basins with dried leaves</li> <li>4) Adopt drip irrigation. This will minimize the irrigation water loss.</li> </ol> <p>Protect the newly planted young seedlings from direct sunlight falling on it by providing good shades.</p>
Coconut	All stages	<p>Stem bleeding</p> 	<p>Chisel out the affected parts and apply Bordeaux paste.</p> <p>Drench the palm basin (2m radius) with 40 litres of 1% Bordeaux mixture.</p> <p>After one month, apply 5 kg Trichoderma enriched neem cake and 500g of Ayar® (micro nutrient mixture)</p>
	All stages	<p>Red palm weevil</p> 	<p>The palms can be saved only if the attack is diagnosed at an early stage. Hence more frequently inspect the palms. The attack can be diagnosed by the presence of yellowing of upper and middle whorls of leaves and holes at the jointing region of leaf petioles to the trunk. Insect excrement, pupal cases etc. may also be seen in the crown or basins of the palms.</p> <p>Control: Prepare Spinosad solution (@ 4ml/litre of water) and fill in the holes.</p> <p>Adopt field sanitation.</p>
Okra	All stages	<p>Shoot and Fruit borer</p> 	<p>Spray Coragen (3 ml in 10 litres of water) 2-3 times at weekly interval.</p>

Sd/-  
Nodal Officer,  
GKMS Project, RARS Pilicode