



Agromet Advisory Bulletin for the District, Kasaragod

(Valid from 12.06.2021 to 16.06.2021)

(Issued jointly by Kerala Agricultural University Regional Agricultural Research Station Pilicode & India Meteorological Department)



Bulletin Number: Pilicode/Ksd-47/2021

Date: 11/06/2021

A. Weather Summary of preceding four days




Rainfall, mm	Max. temp., °C	Min. temp., °C	R. H., %	Wind speed, Km/h
32.8	31.0 – 32.0	23.0 – 24.0	62 - 96	04- 08


B. Weather forecast for next five days

Parameters	12-06-2021	13-06-2021	14-06-2021	15-06-2021	16-06-2021
Rainfall, mm	20	35	26	24	20
Max. Temp, °C	30	30	30	30	30
Min. Temp, °C	23	23	23	23	23
Max. Relative Humidity, %	90	90	90	90	90
Min. Relative Humidity, %	75	75	75	75	75
Wind speed, km/h	12	18	24	28	26
Wind direction, degrees	270	270	270	270	250
Total cloud cover, octa	8	8	8	8	7

C. Agrometeorological Advisories

Crop	Stages	Problems	Agro-meteorological advisories
			<p>There will be moderate rainfalls.</p> <p>The spread of diseases like leaf spot/leaf rot in banana, rhizome rot in ginger, bacterial leaf blight in rice etc. can be anticipated. Keep vigilance. The diseases can be cured if diagnosed at early stage and immediate control measures are adopted.</p> <p>Care should be taken to provide good drainage in the plantations. Adopt total field sanitations. Destroy all the diseased plant parts by putting into fire.</p> <p>Tree cops can be planted. Ensure optimum distance between the plants. The $\frac{2}{3}$ portions of the pits should be filled with the mixture of topsoil and powdered dry cow dung/compost.</p>
General conditions			

Rice	Transplanting	<p>Thorough puddling and levelling of fields before transplanting are recommended. Block crab holes on the bunds to prevent loss of water and nutrients from the fields. Unblock the drainage channels.</p> <p>Dip the roots of the seedlings in <i>Pseudomonas</i> solutions (250g/750ml of water) for 20 minutes before planting the seedlings in main fields. This will help the plants for better root proliferation and to resist fungal diseases.</p> <p>While transplanting apply the fertilizer; Apply the fertilizer; 400g Urea, 900g Mussooriephos and 150g Muriate of potash for the medium duration varieties and 400g Urea, 700g Mussooriephos and 120g Muriate of potash for the short duration varieties to each cent (40 square meter) of land area. Apply potash only after two weeks of the lime application</p>	
		<p>Bacterial leaf blight</p> 	<p>Spray supernatant solution of cow dung water mixture (Dispense 20g cow dung in 1 L of water and filter the solution through muslin cloth). Place bags containing bleaching powder (2kg/acre) in the paddy fields. If infection is severe, spray Streptocyclin (150g/200 L of water for 1acre of land).</p>
	Seedlings	<p>Stem borer</p> 	<p>If attack is seen, apply Chlorantraniliprole 18.5% W/W SC @ 3ml per 10L of water</p>
Banana	Various stages of growth	<p>Leaf spot/leaf wilt</p> 	<p>As preventive measure, apply <i>Pseudomonas</i> (@20g/litre).</p> <p>If disease is seen</p> <ol style="list-style-type: none"> 1. Cut and burn all affected leaves. 2. Spray Propiconazole or Hexaconazole (@ 2ml per litre)

Ginger	Early growth stage	<p style="text-align: center;">Wilt disease</p> 	<p>Use the seed materials which collected from the disease free places only.</p> <p>Apply lime @ 200 kg per acre of land and thoroughly mix with soil.</p> <p>Use bio control agents, Trichoderma/Pseudomonas.</p> <p>Pull out and destroy the affected plants immediately when the disease is noticed.</p> <p>Drench the fields with 1% Bordeaux mixture</p>
--------	--------------------	---	---

Sd/-
Nodal Officer,
GKMS Project, RARS Pillicode