



Agromet Advisory Bulletin for the District, Kasaragod

(Valid from 12.10.2022 to 16.10.2022)

(Issued jointly by Kerala Agricultural University Regional Agricultural Research Station Pilicode & India Meteorological Department)



Bulletin Number: Pilicode/Ksd-81/2022

Date:11/10/2022

A. Weather Summary of preceding five days





Rainfall, mm	Max. temp., °C	Min. temp., °C	R. H., %	Wind speed, Km/h
0.0	32.2 – 32.5	24.0 – 24.5	82 - 89	02 - 03




B. Weather forecast for next five days

Parameters	12-10-2022	13-10-2022	14-10-2022	15-10-2022	16-10-2022
Rainfall, mm	4	0.1	2	0.1	2
Max. Temp, °C	33	33	33	33	33
Min. Temp, °C	25	25	25	25	25
Max. Relative Humidity, %	93	93	93	93	93
Min. Relative Humidity, %	74	74	74	74	74
Wind speed, km/h	3	2	2	2	2
Wind direction, degrees	290	290	250	270	230
Total cloud cover, octa	8	3	7	7	8

C. Agrometeorological Advisories

Crop	Stages	Problems	Agro-meteorological advisories
General conditions	Light rainfalls **		
	The sky will be cloudy or partially cloudy. Low night temperature and high day temperature will be experienced. Hence there will be distinct difference between day time temperature and night temperature. The atmospheric humidity also will be high. As per extended range forecast, cumulative normal rainfall is likely.		
General Recommendations	The weather is favorable for the spread of fungal diseases like bud rot of coconut, mahali in arecanut, quick wilt in black pepper, rhizome rot diseases in ginger and turmeric. Maintain hygiene conditions in crop fields. Infected and fallen nuts, leaves and tree parts should be removed from the fields and burnt. Provide propping to tender stem crops like banana, tomato etc. Ensure sufficient drainage in crop fields. Give popping to slender stemmed and easily lodging crops like banana, vegetables etc. Take care while drying the harvested produces like rubber, cashew nut, copra etc., directly under the sun. Beware of thunder and lightning.		

Paddy	Main field for second crop (Mundakan season)	<p>Apply FYM/compost @ 20kg/cents and incorporate with the soil along with ploughing. To correct the iron toxicity problem of midland lateritic soils, apply lime/dolomite as recommended in the soil test result. If not, apply lime/dolomite @ 2kg/cents (40sq.m) and incorporate thoroughly with the soil at least 14 days before the application of chemical fertilizers. Repeat lime application at the same rate after 30-40 days of transplanting also</p> <p>To prevent the leaching loss of water and nutrients from the fields thoroughly block the crab holes and cracks on the bunds by plastering with mud.</p>	
Cool season vegetables	Land preparation	<p>Lime or dolomite should be applied depending on soil acidity and incorporate thoroughly with the soil at least 14 days before the application of chemical fertilizers. This will not only reduce the acidity but also control the soil borne diseases.</p>	
Coconut	All stages	<p>Leaf & Nut rot</p> 	<p>Remove and destroy the dried inflorescence and fallen nuts. Harvest all the matured nuts. After the harvest spray 1% Bordeaux Mixture or Copper oxy chloride (@3g/Litre) on the leaves and developing inflorescences and nuts</p> <p>After two weeks spray borax also on leaves @ 3g/l.</p>
Coconut	All stages	<p>Stem bleeding</p> 	<p>Chisel out the affected parts and apply Bordeaux paste.</p> <p>Drench the palm basin (2m radius) with 40 litres of 1% Bordeaux mixture or soil drenching of Hexaconazole (Contaf®) 25ml/25 litre of water once in 4 months.</p> <p>After one month, apply 5 kg Trichoderma enriched neem cake and 500g of Ayar® (micro nutrient mixture)</p>
Coconut	All stages	<p>Yellowing of coconut</p> 	<p>Incorporate lime 1kg + dolomite 1kg (per palm) to the basin of the palms.</p> <p>After two weeks, apply borax @ 200g/palm and zinc sulphate @ 100g/palm and magnesium sulphate @500g/palm and potash @ 2kg/palm</p>
Banana	All stages	<p>Pseudostem weevil</p> 	<p>Field sanitation. Remove the affected parts and burn it using kerosene. Apply fipronil 0.015% (3 ml/l). Apply Beauveria bassiana @ 20 g l⁻¹ at 5, 6 and 7 month after planting.</p>

Banana	Various stages of growth	<p>Panama wilt</p> 	<p>The Poovan cultivars are mostly affected,</p> <p>1. Prophylactic measures:</p> <p>Soil application of Pseudomonas @ 20g/litre of water.</p> <p>Dipping of suckers in carbendazim (@2g/litre of water) solution for 20 minutes before planting</p> <p>2. If disease appears</p> <p>Crop sanitation: Eradication of infected plants and application of lime in the pits (@1kg/pit</p> <p>Drenching with carbendazim, @2g/L of water</p> <p>Spraying propiconazole @1ml/litre of water on leaves of the surrounding plants.</p>
Mango	Nursery	<p>Shoot borer</p> 	<p>Spray combination of Roger (Dimethoate) @ 3 ml per litre and Mancozeb @ 2 g per litre</p>
Cashew	Flowering stage	<p>Tea mosquito bug</p> 	<p>Spray Quinalphos @ 2ml/L.</p>
Live stock	Above 4 months old	<p>Foot and Mouth diseases</p>	<p>Adopt vaccination for the animals, having age above 4months, from the nearest Veterinary hospital</p>
Goat	All stages	<p>Allergic diarrhea</p>	<p>To prevent dehydration and electrolyte losses give Ringer's lactate solution intravenously in consultation with the nearest veterinary doctor</p>
Goat	Kids	<p>Breed Depression</p>	<p>The new born kids may have a weakened immune system. To avoid this do not allow intra herd (within the farm) breeding. Promote copulation only with healthy males from outside farms.</p>

**** Warning colour codes of rainfall (for disaster management)**

Warning (Take actions)	Alert (Be prepared)	Watch (Be updated)	No warning (No actions)
-------------------------------	----------------------------	---------------------------	--------------------------------

Sd/-
Nodal Officer,
GKMS Project, RARS Pilicode