



Agromet Advisory Bulletin for the District, Kasaragod

(Valid from 13.09.2023 to 17.09.2023)



(Issued jointly by Kerala Agricultural University Regional Agricultural Research Station Pilicode & India Meteorological Department)

Bulletin Number: Pilicode/Ksd-73/2023	Date: 12/09/2023
--	-------------------------

A. Weather Summary of preceding five days



Rainfall, mm	Max. temp., °C	Min. temp., °C	R. H., %	Wind speed, Km/h
168.0	29.5 – 30.0	23.1 – 24.0	84–98	00 - 01




B. Weather forecast for next five days

Parameters	13-09-2023	14-09-2023	15-09-2023	16-09-2023	17-09-2023
Rainfall, mm	15	12	10	9	21
Max. Temp, °C	32	33	33	32	33
Min. Temp, °C	26	26	27	27	27
Max. Relative Humidity, %	98	95	96	93	95
Min. Relative Humidity, %	83	78	82	80	82
Wind speed, km/h	10	8	8	4	8
Wind direction, degrees	270	270	270	270	270
Total cloud cover, octa	6	7	6	7	8

C. Agrometeorological Advisories

Crop	Stages	Problems	Agro-meteorological advisories
<u>General conditions</u>	Light to moderate rainfalls **		
	<p>The sky will be cloudy. High relative humidity will be experienced. The atmospheric temperature will may also be lowered due to rain.</p> <p>There will be isolated light to moderate rainfalls (from 15.6mm to 64.4 mm within a time span of 24 hours) in most places are very likely from September 12th to September 16th.</p>		
<u>General Recommendations</u>	<p>Conserve water in the rice fields. Transport produces like rice, rubber, copra, pulses, vegetables, seeds, cattle/poultry feeds etc., and fertilizers from open places to store houses.</p> <p>Give strong propping to banana, vegetables and other soft stemmed crop plants.</p> <p>Neither keep the livestock in open places, nor allow them for grazing. They should be sheltered under strong roofs.</p> <p>Spraying should be done when there is no rainfall. Adhesive /sticking agents should be used to prevent runoff of pesticide, fungicide etc.</p>		
Rice	Flowering to grain hardening stage for late sown first crop	Drain the fields completely to hasten the grain hardening process.	

Rice	Transplanting stage for second crop	<p>Dip the roots of the seedlings in slurry of pseudomonas (20g pseudomonas/litre of water) for 30 minutes just before transplanting. This will help the seedlings to grow vigorously.</p> <p>Apply fertilizers at the occasion of no rainfalls, after lowering the water and blocking all drainage channels.</p> <p>While transplanting, apply 400g urea, 900g mussooriephos and 150g muriate of potash for the medium duration varieties and 400g urea, 700g mussooriephos and 120g muriate of potash for the short duration varieties to each cent (40 square meter) of land area.</p>	
Rice	Various stages	Bacterial leaf blight/ rotting	Keep perforated cloth bags filled with bleaching powder at the entry faces of water into the fields.
Coconut and tree crops	Newly planted seedlings	Water stagnation and decaying of growing bud (bud rot)	<p>Do not allow water stagnation in the planted pits and prevent the collection of runoff water in the pits.</p> <p>Postpone agricultural activities like fertilizer applications, ploughing the fields etc. till the cessation of heavy rainfalls.</p> <p>1. Immediately after the heavy rainfalls spray 1 % Bordeaux mixture on the leaves and growing buds of the seedlings, only after mixing any one sticking agent to the fungicide.</p> <p>2. If water stagnation occurred in the fields, immediately after the withdrawal of rainfalls drain the pits and rake the soil to provide aeration</p>
Coconut	All stages	<p>Bud rot</p> 	<p>Detection of disease at its early stage will help to adopt efficient corrective measures. Cut and remove the affected tissues from the crown and apply Bordeaux paste. After that cover the cut surface with polythene sheets to protect it from rain falls until new leaf emerges.</p> <p>Burn the removed tissues immediately.</p> <p>As a prophylactic measure spray 1% Bordeaux mixture into the axils of top leaves of the surrounding palms</p>
Areca nut	All stages	<p>Mahali disease</p> 	Apply Bordeaux mixture (1%) to the bunch and leaves.

Black pepper	Different growth stages	Water logging	<p>If rainfall persists open the drainage channels. Keep the plantations hygienic by removing rotten and decaying wines, fallen berries etc.</p> <p>Keep vigilance on appearance of wilting or rotting of plants. If appears, in the initial stage itself spray 1% Bordeaux Mixture on the leaves and growing buds, only mixing any one sticking agent to the fungicide.</p>
Black pepper	All stages	<p>Foot rot</p> 	<p>As prophylactic measure, apply 150 gram of Trichoderma enriched neem cake - cow dung mixture in the basins of the vines and incorporate thoroughly with the soil. If disease already appeared, drench soil in the plant basins with Redomil 0.2% (2g/litre of water). Spray the same on the leaves also.</p>
Banana	Different growth stages	Lodging, decaying of pseudo stem due to flooding	<p>Give strong supports to the plants. After withdrawal of rainfalls rake the root zone and do earthling up operation.</p>
Banana	Various stages of growth	<p>Sigatoka leaf spot</p> 	<p>There should not be any water stagnation in the basins of the crop.</p> <p>As a prophylactic measure spray Pseudomonas (@ 20g/litre) at fortnight intervals.</p> <p>If disease appears:-Cut and burn all affected leaves. Spray Carbendazim and Mancozeb (@ 2ml per litre) alternatively at fortnight intervals</p>
Ginger/ Turmeric	Early growth stages	Rotting due to water logging	<p>Immediately after the rainfall, raking and earthling up operations should be done and drench 1% Bordeaux Mixture as a prophylactic measure to check rotting.</p>
Cashew	Pre-bearing stages	<p>Tea mosquito bug</p> 	<p>Prophylactic measures:</p> <ol style="list-style-type: none"> 1) The fungal biological control agent, <i>Beauveria bassiana</i> can be sprayed @ 20g/L <p style="text-align: center;">Or</p> <ol style="list-style-type: none"> 2) Spray 1% Bordeaux mixture mixed with quinalphos (2ml/litre of Bordeaux mixture)

Vegetables	Early growth stages	Water stagnation and lodging	Give strong supports to the plants and pandals. . Adopt earthing up operations to the crops.
------------	---------------------	------------------------------	--

**** Warning colour codes of rainfall (for disaster management)**

Warning (Take actions)	Alert (Be prepared)	Watch (Be updated)	No warning (No actions)
-------------------------------	----------------------------	---------------------------	--------------------------------

Sd/-
Nodal Officer,
GKMS Project, RARS Pilicode