



Agromet Advisory Bulletin for the District, Kasaragod

(Valid from 14.09.2022 to 18.09.2022)

(Issued jointly by Kerala Agricultural University Regional Agricultural Research Station Pilicode & India Meteorological Department)



Bulletin Number: Pilicode/Ksd-73/2022	Date:13/09/2022
--	------------------------

A. Weather Summary of preceding five days






Rainfall, mm	Max. temp., °C	Min. temp., °C	R. H., %	Wind speed, Km/h
15.1	29.1 – 30.2	23.9 – 24.2	78 - 94	00 - 04






B. Weather forecast for next five days

Parameters	14-09-2022	15-09-2022	16-09-2022	17-09-2022	18-09-2022
Rainfall, mm	10	6	5	3	9
Max. Temp, °C	30	30	30	30	30
Min. Temp, °C	24	24	24	24	24
Max. Relative Humidity, %	90	90	90	90	90
Min. Relative Humidity, %	80	80	80	80	80
Wind speed, km/h	4	3	3	3	4
Wind direction, degrees	270	270	230	230	230
Total cloud cover, octa	5	6	5	5	5

C. Agrometeorological Advisories

Crop	Stages	Problems	Agro-meteorological advisories
			Light to Moderate rainfalls **
<u>General conditions</u>			<p>There will be light to moderate rainfalls (below 64.4mm within a time span of 24 hours.) There will be thunderstorms in isolated places.</p> <p>As per the extended rainfall forecast, there will be rain during the next week also.</p> <p>The sky will be cloudy. High relative humidity will be experienced. High atmospheric temperature and heat index will be felt during the rain free intervals.</p>
<u>General Recommendations</u>			<p>The prevailing climatic conditions may favour disease causing fungus to spread its fruiting bodies. Hence beware of diseases like rots and wilts in coconut, black pepper, banana, ginger etc. leaf blight and bacterial leaf blight in rice.</p> <p>Maintain hygiene conditions in crop fields. Infected and fallen nuts, leaves and tree parts should be removed from the fields and burnt.</p> <p>Provide propping to tender stem crops like banana, tomato etc. Ensure sufficient drainage in crop fields. Beware of lightning.</p>

Paddy	Flowering to milky stage	<p>Rice bug</p> 	<p>Strict vigilance is necessary at milky stage. Keep the field and bunds free of weeds and grasses.</p> <p>If attack is seen apply fish amino acid @ 20 ml/litre.</p>
Paddy	Dough stage	<p>Drain the fields to harden the grains. Don't allow stagnation of water in the fields.</p>	
Coconut	All stages	<p>Bud rot</p> 	<p>Detection of disease at its early stage will help to adopt efficient corrective measures. Cut and remove the affected tissues from the crown and apply Bordeaux paste. After that cover the cut surface with polythene sheets to protect it from rain falls until new leaf emerges.</p> <p>Burn the removed tissues immediately.</p> <p>As a prophylactic measure spray 1% Bordeaux mixture into the axils of top leaves of the surrounding palms</p>
Coconut	All stages	<p>Basal rot/Gandermia wilt</p> 	<p>Drench the palm basin (2m radius) with hexaconazole (@25ml/25litre of water per palm). Repeat this procedure once more after four months</p> <p>After one month, uniformly spread 5 kg Trichoderma enriched neem cake in the basin and incorporate with the soil</p>
Cashew	Pre-bearing stages	<p>Tea mosquito bug</p> 	<p>Prophylactic measures:</p> <ol style="list-style-type: none"> 1) The fungal biological control agent, <i>Beauveria bassiana</i> can be sprayed @ 20g/L <p style="text-align: center;">Or</p> <ol style="list-style-type: none"> 2) Spray 1% Bordeaux mixture mixed with quinalphos (2ml/litre of Bordeaux mixture)
Black pepper	Bearing stage	<p>Pollu beetle/disease</p> 	<p>As a pyrolytic measure spray spray 1% Bordeaux mixture mixed with quinalphos (2ml/litre of Bordeaux mixture).</p> <p>If attack is seen spray solution containing hexaconazole (5ml) + cyhalothrin (3ml) per 5 litres of water</p>

Banana	Various stages of growth	<p>Sigatoka leaf spot</p> 	<p>There should not be any water stagnation in the basins of the crop.</p> <p>As a prophylactic measure spray Pseudomonas (@ 20g/litre) at fortnight intervals.</p> <p>If disease appears:-Cut and burn all affected leaves. Spray Carbendazim and Mancozeb (@ 2ml per litre) alternatively at fortnight intervals.</p>
Areca nut	All stages	<p>Mahali disease</p> 	<p>Apply Bordeaux mixture (1%) to the bunch and leaves.</p>
Turmeric	Growth phase	<p>Leaf blotch</p> 	<p>Spray mancozeb (@2g/litre of water) or copper oxy chloride (@2g/litre of water)</p>
Brinjal	Seedling	<p>Collar rot</p> 	<p>Spray and drench bavistin (@ 2g/litre)</p>
Brinjal	All stages	<p>Leaf blight</p> 	

**** Warning colour codes of rainfall (for disaster management)**

Warning (Take actions)	Alert (Be prepared)	Watch (Be updated)	No warning (No actions)
-------------------------------	----------------------------	---------------------------	--------------------------------

Sd/-
Nodal Officer,
GKMS Project, RARS Pilicode